

Prospectus

February 28, 2023

DFA INVESTMENT DIMENSIONS GROUP INC.

U.S. EQUITY

VA U.S. Large Value Portfolio

VA U.S. Targeted Value Portfolio

INTERNATIONAL EQUITY

VA International Value Portfolio

VA International Small Portfolio

FIXED INCOME

VA Short-Term Fixed Portfolio

VA Global Bond Portfolio

VIT Inflation-Protected Securities Portfolio

GLOBAL

VA Global Moderate Allocation Portfolio

VA Equity Allocation Portfolio

This Prospectus describes the shares of each Portfolio which:

Are for long-term investors.

Are available to insurance company separate accounts funding variable life insurance and/or variable annuity contracts.

Do not charge sales commissions or loads.

The Securities and Exchange Commission has not approved or disapproved these securities or passed upon the adequacy of this Prospectus. Any representation to the contrary is a criminal offense.

Table of Contents

VA U.S. Large Value Portfolio	1
Investment Objective	1
Fees and Expenses of the Portfolio	1
Principal Investment Strategies	1
Principal Risks	2
Performance	3
Investment Advisor/Portfolio Management	4
Purchase and Redemption of Fund Shares	5
Tax Information	5
Payments to Insurance Companies and Financial Intermediaries	5
VA U.S. Targeted Value Portfolio	6
Investment Objective	6
Fees and Expenses of the Portfolio	6
Principal Investment Strategies	6
Principal Risks	7
Performance	8
Investment Advisor/Portfolio Management	9
Purchase and Redemption of Fund Shares	10
Tax Information	10
Payments to Insurance Companies and Financial Intermediaries	10
VA International Value Portfolio	11
Investment Objective	11
Fees and Expenses of the Portfolio	11
Principal Investment Strategies	11
Principal Risks	12
Performance	13
Investment Advisor/Portfolio Management	15
Purchase and Redemption of Fund Shares	15
Tax Information	15
Payments to Insurance Companies and Financial Intermediaries	15
VA International Small Portfolio	16
Investment Objective	16
Fees and Expenses of the Portfolio	16
Principal Investment Strategies	16
Principal Risks	17
Performance	19
Investment Advisor/Portfolio Management	20

Purchase and Redemption of Fund Shares	20
Tax Information	20
Payments to Insurance Companies and Financial Intermediaries	20
VA Short-Term Fixed Portfolio	21
Investment Objective	21
Fees and Expenses of the Portfolio	21
Principal Investment Strategies	21
Principal Risks	22
Performance	24
Investment Advisor/Portfolio Management	25
Purchase and Redemption of Fund Shares	25
Tax Information	25
Payments to Insurance Companies and Financial Intermediaries	25
VA Global Bond Portfolio	26
Investment Objective	26
Fees and Expenses of the Portfolio	26
Principal Investment Strategies	26
Principal Risks	27
Performance	29
Investment Advisor/Portfolio Management	30
Purchase and Redemption of Fund Shares	30
Tax Information	30
Payments to Insurance Companies and Financial Intermediaries	31
VIT Inflation-Protected Securities Portfolio	32
Investment Objective	32
Fees and Expenses of the Portfolio	32
Principal Investment Strategies	32
Principal Risks	33
Performance	35
Investment Advisor/Portfolio Management	36
Purchase and Redemption of Fund Shares	36
Tax Information	36
Payments to Insurance Companies and Financial Intermediaries	37
VA Global Moderate Allocation Portfolio	38
Investment Objective	38
Fees and Expenses of the Portfolio	38
Principal Investment Strategies	39
Principal Risks	40

Performance	43
Investment Advisor/Portfolio Management.....	44
Purchase and Redemption of Fund Shares	44
Tax Information	45
Payments to Insurance Companies and Financial Intermediaries	45
VA Equity Allocation Portfolio.....	46
Investment Objective.....	46
Fees and Expenses of the Portfolio	46
Principal Investment Strategies.....	47
Principal Risks.....	48
Performance	49
Investment Advisor/Portfolio Management.....	50
Purchase and Redemption of Fund Shares	51
Tax Information	51
Payments to Insurance Companies and Financial Intermediaries	51
Additional Information on Investment Objectives and Policies for the Portfolios	52
Investment Terms Used in the Prospectus.....	52
VA U.S. Large Value Portfolio and VA U.S. Targeted Value Portfolio	52
VA International Value Portfolio.....	53
VA International Small Portfolio	54
Approved Markets	55
Portfolio Transactions—Domestic and International Equity Portfolios.....	56
Market Capitalization Weighted Approach—VA U.S. Targeted Value Portfolio and VA International Small Portfolio	56
VA Global Moderate Allocation Portfolio and VA Equity Allocation Portfolio.....	58
Investments in Underlying Funds.....	59
Description of Investments—Fixed Income Portfolios and Fixed Income Underlying Funds.....	63
Portfolio Strategy—Fixed Income Portfolios.....	65
Additional Information Regarding Investment Risks	66
Other Information	73
Commodity Pool Operator Exemption	73
Fund of Funds Portfolio Turnover	73
Securities Loans	73
Securities Lending Revenue	74
Management of the Portfolios	74
Management Fees	77
Shareholder Services	78
Fee Waiver and Expense Assumption Agreements.....	78
Dividends, Capital Gains Distributions and Taxes	80

Purchase and Redemption of Shares	80
Redemption of Small Accounts	81
Policy Regarding Excessive Short-Term Trading.....	81
Valuation of Shares.....	83
Disclosure of Portfolio Holdings.....	85
Delivery of Shareholder Documents	85
Financial Highlights.....	85

VA U.S. Large Value Portfolio

Investment Objective

The investment objective of the VA U.S. Large Value Portfolio (the "Portfolio") is to achieve long-term capital appreciation.

Fees and Expenses of the Portfolio

This table describes the fees and expenses you may pay if you buy, hold or sell shares of the VA U.S. Large Value Portfolio. The expenses in the table do not include any fees or charges imposed by the variable insurance contract. If such fees and charges were included, the expenses would be higher.

Annual Fund Operating Expenses (expenses that you pay each year as a percentage of the value of your investment)*

Management Fee	0.19%
Other Expenses	0.02%
Total Annual Fund Operating Expenses	0.21%

* The "Management Fee" and "Total Annual Fund Operating Expenses" have been adjusted to reflect the decrease in the management fee payable by the Portfolio from 0.20% to 0.19% effective as of February 28, 2022.

EXAMPLE

This Example is meant to help you compare the cost of investing in the VA U.S. Large Value Portfolio with the cost of investing in other mutual funds. The Example does not include any fees or charges imposed by the variable insurance contract and if such fees were included, expenses would be higher. The Example assumes that you invest \$10,000 in the Portfolio for the time periods indicated. The Example also assumes that your investment has a 5% return each year and that the Portfolio's operating expenses remain the same. Although your actual costs may be higher or lower, based on these assumptions your costs would be:

1 Year	3 Years	5 Years	10 Years
\$22	\$68	\$118	\$268

PORTFOLIO TURNOVER

The VA U.S. Large Value Portfolio pays transaction costs, such as commissions, when it buys and sells securities (or "turns over" its portfolio). A higher portfolio turnover may indicate higher transaction costs. These costs, which are not reflected in Annual Fund Operating Expenses or in the Example, affect the Portfolio's performance. During the most recent fiscal year, the Portfolio's portfolio turnover rate was 13% of the average value of its investment portfolio.

Principal Investment Strategies

To achieve the VA U.S. Large Value Portfolio's investment objective, Dimensional Fund Advisors LP (the "Advisor") implements an integrated investment approach that combines research, portfolio design, portfolio management, and trading functions. As further described below, the Portfolio's design emphasizes long-term drivers of expected returns identified by the Advisor's research, while balancing risk through broad diversification

across companies and sectors. The Advisor's portfolio management and trading processes further balance those long-term drivers of expected returns with shorter-term drivers of expected returns and trading costs.

The VA U.S. Large Value Portfolio is designed to purchase a broad and diverse group of readily marketable securities of large U.S. companies that the Advisor determines to be value stocks. A company's market capitalization is the number of its shares outstanding times its price per share. Under a market capitalization weighted approach, companies with higher market capitalizations generally represent a larger proportion of the portfolio than companies with relatively lower market capitalizations. The Advisor may overweight certain stocks, including smaller companies, lower relative price stocks and/or higher profitability stocks within the large-cap value segment of the U.S. market. An equity issuer is considered to have a low relative price (i.e., a value stock) primarily because it has a low price in relation to its book value. In assessing relative price, the Advisor may consider additional factors such as price to cash flow or price to earnings ratios. An equity issuer is considered to have high profitability because it has high earnings or profits from operations in relation to its book value or assets. The criteria the Advisor uses for assessing relative price and profitability are subject to change from time to time.

As a non-fundamental policy, under normal circumstances, VA U.S. Large Value Portfolio will invest at least 80% of its net assets in securities of large cap U.S. companies. As of the date of this Prospectus, for purposes of the Portfolio, the Advisor considers large cap companies to be companies whose market capitalizations are generally in the highest 90% of total market capitalization or companies whose market capitalizations are larger than or equal to the 1,000th largest U.S. company, whichever results in the higher market capitalization break. Total market capitalization is based on the market capitalization of eligible U.S. operating companies listed on a securities exchange in the United States that is deemed appropriate by the Advisor. Under the Advisor's market capitalization guidelines described above, based on market capitalization data as of December 31, 2022, the market capitalization of a large cap company would be \$7,650 million or above. This threshold will change due to market conditions.

The Advisor may also increase or reduce the VA U.S. Large Value Portfolio's exposure to an eligible company, or exclude a company, based on shorter-term considerations, such as a company's price momentum. In addition, the Advisor seeks to reduce trading costs using a flexible trading approach that looks for opportunities to participate in the available market liquidity, while managing turnover and explicit transaction costs.

The VA U.S. Large Value Portfolio may purchase or sell futures contracts and options on futures contracts for U.S. equity securities and indices to increase or decrease equity market exposure based on actual or expected cash inflows to or outflows from the Portfolio.

The VA U.S. Large Value Portfolio may lend its portfolio securities to generate additional income.

Principal Risks

Because the value of your investment in the VA U.S. Large Value Portfolio will fluctuate, there is the risk that you will lose money. An investment in the Portfolio is not a deposit of a bank and is not insured or guaranteed by the Federal Deposit Insurance Corporation or any other government agency. The following is a description of principal risks of investing in the Portfolio.

Equity Market Risk: Even a long-term investment approach cannot guarantee a profit. Economic, market, political, and issuer-specific conditions and events will cause the value of equity securities, and the Portfolio that owns them, to rise or fall. Stock markets tend to move in cycles, with periods of rising prices and periods of falling prices.

Value Investment Risk: Value stocks may perform differently from the market as a whole and an investment strategy purchasing these securities may cause the Portfolio to at times underperform equity funds that use other investment strategies. Value stocks can react differently to political, economic, and industry developments than the market as a whole and other types of stocks. Value stocks also may underperform the market for long periods of time.

Profitability Investment Risk: High relative profitability stocks may perform differently from the market as a whole and an investment strategy purchasing these securities may cause the Portfolio to at times underperform equity funds that use other investment strategies.

Derivatives Risk: Derivatives are instruments, such as futures contracts, and options thereon, whose value is derived from that of other assets, rates or indices. The use of derivatives for non-hedging purposes may be considered to carry more risk than other types of investments. When the Portfolio uses derivatives, the Portfolio will be directly exposed to the risks of those derivatives. Derivative instruments are subject to a number of risks including counterparty, liquidity, interest rate, market, credit and management risks, as well as the risk of improper valuation. Changes in the value of a derivative may not correlate perfectly with the underlying asset, rate or index, and the Portfolio could lose more than the principal amount invested.

Securities Lending Risk: Securities lending involves the risk that the borrower may fail to return the securities in a timely manner or at all. As a result, the Portfolio may lose money and there may be a delay in recovering the loaned securities. The Portfolio could also lose money if it does not recover the securities and/or the value of the collateral falls, including the value of investments made with cash collateral. Securities lending also may have certain adverse tax consequences.

Operational Risk: Operational risks include human error, changes in personnel, system changes, faults in communication, and failures in systems, technology, or processes. Various operational events or circumstances are outside the Advisor's control, including instances at third parties. The Portfolio and the Advisor seek to reduce these operational risks through controls and procedures. However, these measures do not address every possible risk and may be inadequate to address these risks.

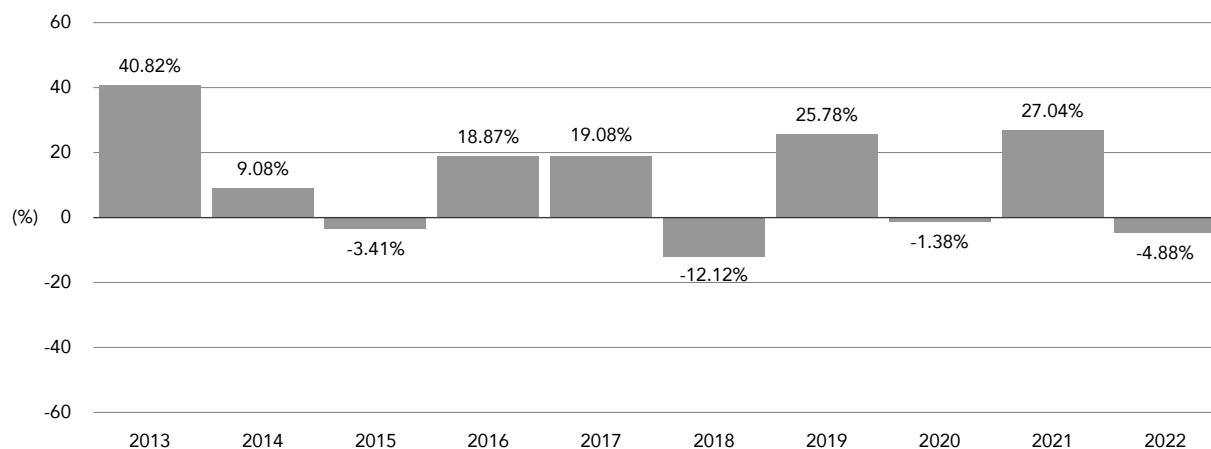
Cyber Security Risk: The Portfolio's and its service providers' use of internet, technology and information systems may expose the Portfolio to potential risks linked to cyber security breaches of those technological or information systems. Cyber security breaches, amongst other things, could allow an unauthorized party to gain access to proprietary information, customer data, or fund assets, or cause the Portfolio and/or its service providers to suffer data corruption or lose operational functionality.

Performance

The bar chart and table immediately following illustrate the variability of the VA U.S. Large Value Portfolio's returns and are meant to provide some indication of the risks of investing in the Portfolio. The bar chart shows the changes in the Portfolio's performance from year to year. The performance reflected in the bar chart for the Portfolio does not reflect any insurance company separate account charges, which if reflected would lower returns. The table illustrates how annualized one year, five year and ten year returns, both before and after taxes, compare with those of a broad measure of market performance. The Portfolio's past performance (before and after taxes) is not an indication of future results. Updated performance information for the Portfolio can be obtained by visiting <https://www.dimensional.com/us-en/funds>.

The after-tax returns presented in the table for the VA U.S. Large Value Portfolio are calculated using the historical highest individual federal marginal income tax rates and do not reflect the impact of state and local taxes. Actual after-tax returns depend on an investor's tax situation and may differ from those shown in the table. In addition, the after-tax returns shown are not relevant to investors who hold shares of the Portfolio through tax-advantaged arrangements, such as 401(k) plans or individual retirement accounts.

VA U.S. Large Value Portfolio—Total Returns



January 2013-December 2022

Highest Quarter
18.43% (10/20–12/20)

Lowest Quarter
-31.69% (1/20–3/20)

Annualized Returns (%)

Periods ending December 31, 2022

	1 Year	5 Years	10 Years
VA U.S. Large Value Portfolio			
Return Before Taxes	-4.88%	5.67%	10.71%
Return After Taxes on Distributions	-6.01%	4.54%	9.18%
Return After Taxes on Distributions and Sale of Portfolio Shares	-2.68%	3.96%	8.16%
Russell 1000® Value Index			
(reflects no deduction for fees, expenses, or taxes)	-7.54%	6.67%	10.29%

Investment Advisor/Portfolio Management

Dimensional Fund Advisors LP serves as the investment advisor for the VA U.S. Large Value Portfolio. The following individuals are responsible for leading the day to day management of the Portfolio:

- **Jed S. Fogdall**, Global Head of Portfolio Management, Chairman of the Investment Committee, Vice President and Senior Portfolio Manager of the Advisor, has been a portfolio manager of the Portfolio since 2012.
- **John A. Hertzner**, Vice President and Senior Portfolio Manager of the Advisor, has been a portfolio manager of the Portfolio since 2022.
- **Mary T. Phillips**, Deputy Head of Portfolio Management, North America, member of the Investment Committee, Vice President and Senior Portfolio Manager of the Advisor, has been a portfolio manager of the Portfolio since 2022.

Purchase and Redemption of Fund Shares

Shares of the VA U.S. Large Value Portfolio are sold only to insurance company separate accounts or to other investment companies funded by insurance company separate accounts. Purchases and redemptions of shares of the Portfolio by a separate account will be effected at the net asset value per share. Contract owners do not deal directly with the Portfolio with respect to the acquisition or redemption of shares of the Portfolio. Please see the prospectus of the insurance company separate account for information regarding the purchase and redemption of shares of the Portfolio.

Tax Information

The dividends and distributions paid from the VA U.S. Large Value Portfolio to the insurance company separate accounts generally will consist of ordinary income, capital gains, or some combination of both. Because shares of the Portfolio must be purchased through separate accounts, such distributions will be exempt from current taxation by contract holders if left to accumulate within the separate account, in which case distributions generally will be taxed as ordinary income when withdrawn from the account.

Payments to Insurance Companies and Financial Intermediaries

The VA U.S. Large Value Portfolio and its related companies may make payments to an insurance company (and/or its related companies) in connection with the sale of Portfolio shares and/or related services. These payments to insurance companies that include the Portfolio as an underlying investment in a variable insurance contract could create a conflict of interest for the insurance companies. Such insurance companies (or their related companies) may pay a broker-dealer or other financial intermediary (such as a bank), for the sale of the Portfolio shares and/or related services. When received by a broker-dealer or other financial intermediary from an insurance company (or its related companies), such payments may create a conflict of interest by influencing the financial intermediary to recommend the Portfolio over another investment. Ask your financial advisor, visit your financial intermediary's website or see the prospectus of the insurance company separate account for more information.

VA U.S. Targeted Value Portfolio

Investment Objective

The investment objective of the VA U.S. Targeted Value Portfolio (the "Portfolio") is to achieve long-term capital appreciation.

Fees and Expenses of the Portfolio

This table describes the fees and expenses you may pay if you buy, hold or sell shares of the VA U.S. Targeted Value Portfolio. The expenses in the table do not include any fees or charges imposed by the variable insurance contract. If such fees and charges were included, the expenses would be higher.

Annual Fund Operating Expenses (expenses that you pay each year as a percentage of the value of your investment)*

Management Fee	0.27%
Other Expenses	0.02%
Total Annual Fund Operating Expenses	0.29%

* The "Management Fee" and "Total Annual Fund Operating Expenses" have been adjusted to reflect the decrease in the management fee payable by the Portfolio from 0.30% to 0.27% effective as of February 28, 2022.

EXAMPLE

This Example is meant to help you compare the cost of investing in the VA U.S. Targeted Value Portfolio with the cost of investing in other mutual funds. The Example does not include any fees or charges imposed by the variable insurance contract and if such fees were included, expenses would be higher. The Example assumes that you invest \$10,000 in the Portfolio for the time periods indicated. The Example also assumes that your investment has a 5% return each year and that the Portfolio's operating expenses remain the same. Although your actual costs may be higher or lower, based on these assumptions your costs would be:

1 Year	3 Years	5 Years	10 Years
\$30	\$93	\$163	\$368

PORTFOLIO TURNOVER

The VA U.S. Targeted Value Portfolio pays transaction costs, such as commissions, when it buys and sells securities (or "turns over" its portfolio). A higher portfolio turnover may indicate higher transaction costs. These costs, which are not reflected in Annual Fund Operating Expenses or in the Example, affect the Portfolio's performance. During the most recent fiscal year, the Portfolio's portfolio turnover rate was 19% of the average value of its investment portfolio.

Principal Investment Strategies

To achieve the VA U.S. Targeted Value Portfolio's investment objective, Dimensional Fund Advisors LP (the "Advisor") implements an integrated investment approach that combines research, portfolio design, portfolio management, and trading functions. As further described below, the Portfolio's design emphasizes long-term drivers of expected returns identified by the Advisor's research, while balancing risk through broad diversification across companies and sectors. The Advisor's portfolio management and trading processes further balance those long-term drivers of expected returns with shorter-term drivers of expected returns and trading costs.

The VA U.S. Targeted Value Portfolio, using a market capitalization weighted approach, is designed to purchase a broad and diverse group of readily marketable securities of U.S. small and mid cap companies that the Advisor determines to be value stocks with higher profitability. A company's market capitalization is the number of its shares outstanding times its price per share. Under a market capitalization weighted approach, companies with higher market capitalizations generally represent a larger proportion of the Portfolio than companies with relatively lower market capitalizations. The Portfolio may emphasize certain stocks, including smaller capitalization companies, lower relative price stocks, and/or higher profitability stocks as compared to their representation in the small- and mid-cap value segment of the U.S. market. An equity issuer is considered to have a low relative price (i.e., a value stock) primarily because it has a low price in relation to its book value. In assessing relative price, the Advisor may consider additional factors such as price to cash flow or price to earnings ratios. An equity issuer is considered to have high profitability because it has high earnings or profits from operations in relation to its book value or assets. The criteria the Advisor uses for assessing relative price and profitability are subject to change from time to time.

As a non-fundamental policy, under normal circumstances, the VA U.S. Targeted Value Portfolio will invest at least 80% of its net assets in securities of U.S. companies. As of the date of this Prospectus, the Advisor considers for investment companies whose market capitalizations are generally smaller than the 500th largest U.S. company. As of December 31, 2022, companies smaller than the 500th largest U.S. company fall in the lowest 13% of total U.S. market capitalization. Total market capitalization is based on the market capitalization of eligible U.S. operating companies listed on a securities exchange in the United States that is deemed appropriate by the Advisor. Based on market capitalization data as of December 31, 2022, the market capitalization of a company smaller than the 500th largest U.S. company would be below \$10,936 million. This dollar amount will change due to market conditions.

The Advisor may also increase or reduce the VA U.S. Targeted Value Portfolio's exposure to an eligible company, or exclude a company, based on shorter-term considerations, such as a company's price momentum and investment characteristics. In assessing a company's investment characteristics, the Advisor considers ratios such as recent changes in assets divided by total assets. The criteria the Advisor uses for assessing a company's investment characteristics are subject to change from time to time. In addition, the Advisor seeks to reduce trading costs using a flexible trading approach that looks for opportunities to participate in the available market liquidity, while managing turnover and explicit transaction costs.

The VA U.S. Targeted Value Portfolio may purchase or sell futures contracts and options on futures contracts for U.S. equity securities and indices to increase or decrease equity market exposure based on actual or expected cash inflows to or outflows from the Portfolio.

The VA U.S. Targeted Value Portfolio may lend its portfolio securities to generate additional income.

Principal Risks

Because the value of your investment in the VA U.S. Targeted Value Portfolio will fluctuate, there is the risk that you will lose money. An investment in the Portfolio is not a deposit of a bank and is not insured or guaranteed by the Federal Deposit Insurance Corporation or any other government agency. The following is a description of principal risks of investing in the Portfolio.

Equity Market Risk: Even a long-term investment approach cannot guarantee a profit. Economic, market, political, and issuer-specific conditions and events will cause the value of equity securities, and the Portfolio that owns them, to rise or fall. Stock markets tend to move in cycles, with periods of rising prices and periods of falling prices.

Value Investment Risk: Value stocks may perform differently from the market as a whole and an investment strategy purchasing these securities may cause the Portfolio to at times underperform equity funds that use other investment strategies. Value stocks can react differently to political, economic, and industry developments than the market as a whole and other types of stocks. Value stocks also may underperform the market for long periods of time.

Profitability Investment Risk: High relative profitability stocks may perform differently from the market as a whole and an investment strategy purchasing these securities may cause the Portfolio to at times underperform equity funds that use other investment strategies.

Small and Mid-Cap Company Risk: Securities of small and mid-cap companies are often less liquid than those of large companies and this could make it difficult to sell a small or mid-cap company security at a desired time or price. As a result, small and mid-cap company stocks may fluctuate relatively more in price. In general, small and mid-capitalization companies are also more vulnerable than larger companies to adverse business or economic developments and they may have more limited resources.

Derivatives Risk: Derivatives are instruments, such as futures contracts, and options thereon, whose value is derived from that of other assets, rates or indices. The use of derivatives for non-hedging purposes may be considered to carry more risk than other types of investments. When the Portfolio uses derivatives, the Portfolio will be directly exposed to the risks of those derivatives. Derivative instruments are subject to a number of risks including counterparty, liquidity, interest rate, market, credit and management risks, as well as the risk of improper valuation. Changes in the value of a derivative may not correlate perfectly with the underlying asset, rate or index, and the Portfolio could lose more than the principal amount invested.

Securities Lending Risk: Securities lending involves the risk that the borrower may fail to return the securities in a timely manner or at all. As a result, the Portfolio may lose money and there may be a delay in recovering the loaned securities. The Portfolio could also lose money if it does not recover the securities and/or the value of the collateral falls, including the value of investments made with cash collateral. Securities lending also may have certain adverse tax consequences.

Operational Risk: Operational risks include human error, changes in personnel, system changes, faults in communication, and failures in systems, technology, or processes. Various operational events or circumstances are outside the Advisor's control, including instances at third parties. The Portfolio and the Advisor seek to reduce these operational risks through controls and procedures. However, these measures do not address every possible risk and may be inadequate to address these risks.

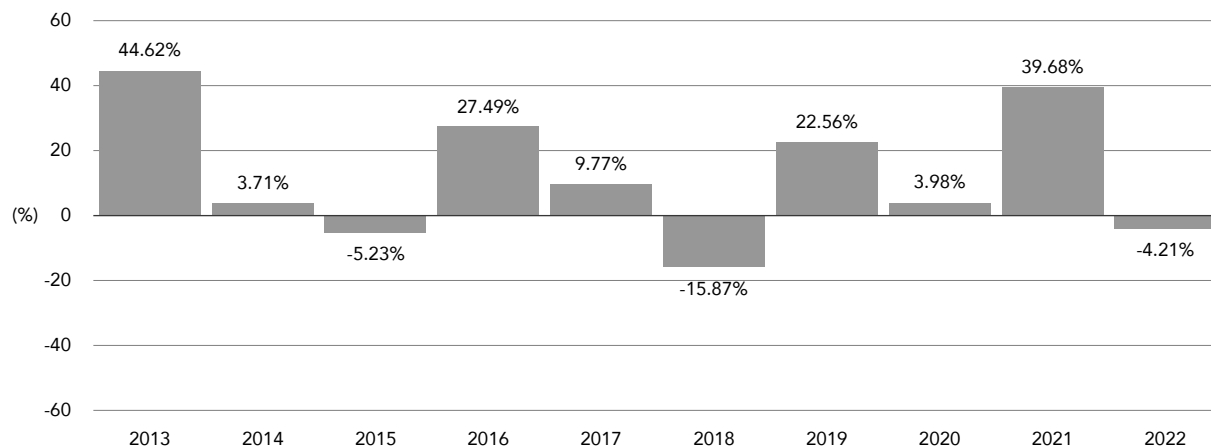
Cyber Security Risk: The Portfolio's and its service providers' use of internet, technology and information systems may expose the Portfolio to potential risks linked to cyber security breaches of those technological or information systems. Cyber security breaches, amongst other things, could allow an unauthorized party to gain access to proprietary information, customer data, or fund assets, or cause the Portfolio and/or its service providers to suffer data corruption or lose operational functionality.

Performance

The bar chart and table immediately following illustrate the variability of the VA U.S. Targeted Value Portfolio's returns and are meant to provide some indication of the risks of investing in the Portfolio. The bar chart shows the changes in the Portfolio's performance from year to year. The performance reflected in the bar chart for the Portfolio does not reflect any insurance company separate account charges, which if reflected would lower returns. The table illustrates how annualized one year, five year and ten year returns, both before and after taxes, compare with those of a broad measure of market performance. The Portfolio's past performance (before and after taxes) is not an indication of future results. Updated performance information for the Portfolio can be obtained by visiting <https://www.dimensional.com/us-en/funds>.

The after-tax returns presented in the table for the VA U.S. Targeted Value Portfolio are calculated using the historical highest individual federal marginal income tax rates and do not reflect the impact of state and local taxes. Actual after-tax returns depend on an investor's tax situation and may differ from those shown in the table. In addition, the after-tax returns shown are not relevant to investors who hold shares of the Portfolio through tax-advantaged arrangements, such as 401(k) plans or individual retirement accounts.

VA U.S. Targeted Value Portfolio—Total Returns



January 2013-December 2022

Highest Quarter
33.64% (10/20–12/20)

Lowest Quarter
-39.71% (1/20–3/20)

Annualized Returns (%)

Periods ending December 31, 2022

	1 Year	5 Years	10 Years
VA U.S. Targeted Value Portfolio			
Return Before Taxes	-4.21%	7.48%	11.05%
Return After Taxes on Distributions	-6.55%	5.51%	9.13%
Return After Taxes on Distributions and Sale of Portfolio Shares	-1.25%	5.30%	8.42%
Russell 2000® Value Index			
(reflects no deduction for fees, expenses, or taxes)	-14.48%	4.13%	8.48%

Investment Advisor/Portfolio Management

Dimensional Fund Advisors LP serves as the investment advisor for the VA U.S. Targeted Value Portfolio. The following individuals are responsible for leading the day to day management of the Portfolio:

- **Jed S. Fogdall**, Global Head of Portfolio Management, Chairman of the Investment Committee, Vice President and Senior Portfolio Manager of the Advisor, has been a portfolio manager of the Portfolio since 2012.
- **Joel P. Schneider**, Deputy Head of Portfolio Management, North America, member of the Investment Committee, Vice President and Senior Portfolio Manager of the Advisor, has been a portfolio manager of the Portfolio since 2015.
- **Marc C. Leblond**, Vice President and Senior Portfolio Manager of the Advisor, has been a portfolio manager of the Portfolio since 2020.

Purchase and Redemption of Fund Shares

Shares of the VA U.S. Targeted Value Portfolio are sold only to insurance company separate accounts or to other investment companies funded by insurance company separate accounts. Purchases and redemptions of shares of the Portfolio by a separate account will be effected at the net asset value per share. Contract owners do not deal directly with the Portfolio with respect to the acquisition or redemption of shares of the Portfolio. Please see the prospectus of the insurance company separate account for information regarding the purchase and redemption of shares of the Portfolio.

Tax Information

The dividends and distributions paid from the VA U.S. Targeted Value Portfolio to the insurance company separate accounts generally will consist of ordinary income, capital gains, or some combination of both. Because shares of the Portfolio must be purchased through separate accounts, such distributions will be exempt from current taxation by contract holders if left to accumulate within the separate account, in which case distributions generally will be taxed as ordinary income when withdrawn from the account.

Payments to Insurance Companies and Financial Intermediaries

The VA U.S. Targeted Value Portfolio and its related companies may make payments to an insurance company (and/or its related companies) in connection with the sale of Portfolio shares and/or related services. These payments to insurance companies that include the Portfolio as an underlying investment in a variable insurance contract could create a conflict of interest for the insurance companies. Such insurance companies (or their related companies) may pay a broker-dealer or other financial intermediary (such as a bank), for the sale of the Portfolio shares and/or related services. When received by a broker-dealer or other financial intermediary from an insurance company (or its related companies), such payments may create a conflict of interest by influencing the financial intermediary to recommend the Portfolio over another investment. Ask your financial advisor, visit your financial intermediary's website or see the prospectus of the insurance company separate account for more information.

VA International Value Portfolio

Investment Objective

The investment objective of the VA International Value Portfolio (the "Portfolio") is to achieve long-term capital appreciation.

Fees and Expenses of the Portfolio

This table describes the fees and expenses you may pay if you buy, hold or sell shares of the VA International Value Portfolio. The expenses in the table do not include any fees or charges imposed by the variable insurance contract. If such fees and charges were included, the expenses would be higher.

Annual Fund Operating Expenses (expenses that you pay each year as a percentage of the value of your investment)*

Management Fee	0.25%
Other Expenses	0.03%
Total Annual Fund Operating Expenses	0.28%

* The "Management Fee" and "Total Annual Fund Operating Expenses" have been adjusted to reflect the decrease in the management fee payable by the Portfolio from 0.30% to 0.25% effective as of February 28, 2022.

EXAMPLE

This Example is meant to help you compare the cost of investing in the VA International Value Portfolio with the cost of investing in other mutual funds. The Example does not include any fees or charges imposed by the variable insurance contract and if such fees were included, expenses would be higher. The Example assumes that you invest \$10,000 in the Portfolio for the time periods indicated. The Example also assumes that your investment has a 5% return each year and that the Portfolio's operating expenses remain the same. Although your actual costs may be higher or lower, based on these assumptions your costs would be:

1 Year	3 Years	5 Years	10 Years
\$29	\$90	\$157	\$356

PORTFOLIO TURNOVER

The VA International Value Portfolio pays transaction costs, such as commissions, when it buys and sells securities (or "turns over" its portfolio). A higher portfolio turnover may indicate higher transaction costs. These costs, which are not reflected in Annual Fund Operating Expenses or in the Example, affect the Portfolio's performance. During the most recent fiscal year, the Portfolio's portfolio turnover rate was 14% of the average value of its investment portfolio.

Principal Investment Strategies

To achieve the VA International Value Portfolio's investment objective, Dimensional Fund Advisors LP (the "Advisor") implements an integrated investment approach that combines research, portfolio design, portfolio management, and trading functions. As further described below, the Portfolio's design emphasizes long-term drivers of expected returns identified by the Advisor's research, while balancing risk through broad diversification

across companies and sectors. The Advisor's portfolio management and trading processes further balance those long-term drivers of expected returns with shorter-term drivers of expected returns and trading costs.

The VA International Value Portfolio is designed to purchase securities of large non-U.S. companies in countries with developed markets that the Advisor determines to be value stocks. A company's market capitalization is the number of its shares outstanding times its price per share. Under a market capitalization weighted approach, companies with higher market capitalizations generally represent a larger proportion of the Portfolio than companies with relatively lower market capitalizations. The Advisor may overweight certain stocks, including smaller companies, lower relative price stocks and/or higher profitability stocks within the large-cap value segment of developed ex U.S. markets. An equity issuer is considered to have a low relative price (i.e., a value stock) primarily because it has a low price in relation to its book value. In assessing relative price, the Advisor may consider additional factors such as price to cash flow or price to earnings ratios. An equity issuer is considered to have high profitability because it has high earnings or profits from operations in relation to its book value or assets. The criteria the Advisor uses for assessing relative price and profitability are subject to change from time to time.

The VA International Value Portfolio intends to purchase securities of large companies associated with developed market countries that the Advisor has designated as approved markets. The Advisor determines the minimum market capitalization of a large company with respect to each country or region in which the Portfolio invests. Based on market capitalization data as of December 31, 2022, for the Portfolio, the market capitalization of a large company in any country or region in which the Portfolio invests would be \$1,325 million or above. This threshold will change due to market conditions.

The Advisor may also increase or reduce the VA International Value Portfolio's exposure to an eligible company, or exclude a company, based on shorter-term considerations, such as a company's price momentum. In addition, the Advisor seeks to reduce trading costs using a flexible trading approach that looks for opportunities to participate in the available market liquidity, while managing turnover and explicit transaction costs.

The VA International Value Portfolio also may gain exposure to companies associated with approved markets by purchasing equity securities in the form of depositary receipts, which may be listed or traded outside the issuer's domicile country. The Portfolio may purchase or sell futures contracts and options on futures contracts for foreign or U.S. equity securities and indices to increase or decrease equity market exposure based on actual or expected cash inflows to or outflows from the Portfolio. Because many of the Portfolio's investments may be denominated in foreign currencies, the Portfolio may enter into foreign currency exchange transactions, including foreign currency forward contracts, in connection with the settlement of foreign securities or to transfer cash balances from one currency to another currency.

The VA International Value Portfolio may lend its portfolio securities to generate additional income.

Principal Risks

Because the value of your investment in the VA International Value Portfolio will fluctuate, there is the risk that you will lose money. An investment in the Portfolio is not a deposit of a bank and is not insured or guaranteed by the Federal Deposit Insurance Corporation or any other government agency. The following is a description of principal risks of investing in the Portfolio.

Equity Market Risk: Even a long-term investment approach cannot guarantee a profit. Economic, market, political, and issuer-specific conditions and events will cause the value of equity securities, and the Portfolio that owns them, to rise or fall. Stock markets tend to move in cycles, with periods of rising prices and periods of falling prices.

Value Investment Risk: Value stocks may perform differently from the market as a whole and an investment strategy purchasing these securities may cause the Portfolio to at times underperform equity funds that use other investment strategies. Value stocks can react differently to political, economic, and industry developments than

the market as a whole and other types of stocks. Value stocks also may underperform the market for long periods of time.

Profitability Investment Risk: High relative profitability stocks may perform differently from the market as a whole and an investment strategy purchasing these securities may cause the Portfolio to at times underperform equity funds that use other investment strategies.

Foreign Securities and Currencies Risk: Foreign securities prices may decline or fluctuate because of: (a) economic or political actions of foreign governments, and/or (b) less regulated or liquid securities markets. Investors holding these securities may also be exposed to foreign currency risk (the possibility that foreign currency will fluctuate in value against the U.S. dollar or that a foreign government will convert, or be forced to convert, its currency to another currency, changing its value against the U.S. dollar). The Portfolio does not hedge foreign currency risk.

Depository receipts are generally subject to the same risks as the foreign securities that they evidence or into which they may be converted. In addition, the underlying issuers of certain depository receipts, particularly unsponsored or unregistered depository receipts, are under no obligation to distribute shareholder communications to the holders of such receipts, or to pass through to them any voting rights with respect to the deposited securities. Depository receipts that are not sponsored by the issuer may be less liquid and there may be less readily available public information about the issuer.

Derivatives Risk: Derivatives are instruments, such as futures, and options thereon, and foreign currency forward contracts, whose value is derived from that of other assets, rates or indices. The use of derivatives for non-hedging purposes may be considered to carry more risk than other types of investments. When the Portfolio uses derivatives, the Portfolio will be directly exposed to the risks of those derivatives. Derivative instruments are subject to a number of risks including counterparty, settlement, liquidity, interest rate, market, credit and management risks, as well as the risk of improper valuation. Changes in the value of a derivative may not correlate perfectly with the underlying asset, rate or index, and the Portfolio could lose more than the principal amount invested.

Securities Lending Risk: Securities lending involves the risk that the borrower may fail to return the securities in a timely manner or at all. As a result, the Portfolio may lose money and there may be a delay in recovering the loaned securities. The Portfolio could also lose money if it does not recover the securities and/or the value of the collateral falls, including the value of investments made with cash collateral. Securities lending also may have certain adverse tax consequences.

Operational Risk: Operational risks include human error, changes in personnel, system changes, faults in communication, and failures in systems, technology, or processes. Various operational events or circumstances are outside the Advisor's control, including instances at third parties. The Portfolio and the Advisor seek to reduce these operational risks through controls and procedures. However, these measures do not address every possible risk and may be inadequate to address these risks.

Cyber Security Risk: The Portfolio's and its service providers' use of internet, technology and information systems may expose the Portfolio to potential risks linked to cyber security breaches of those technological or information systems. Cyber security breaches, amongst other things, could allow an unauthorized party to gain access to proprietary information, customer data, or fund assets, or cause the Portfolio and/or its service providers to suffer data corruption or lose operational functionality.

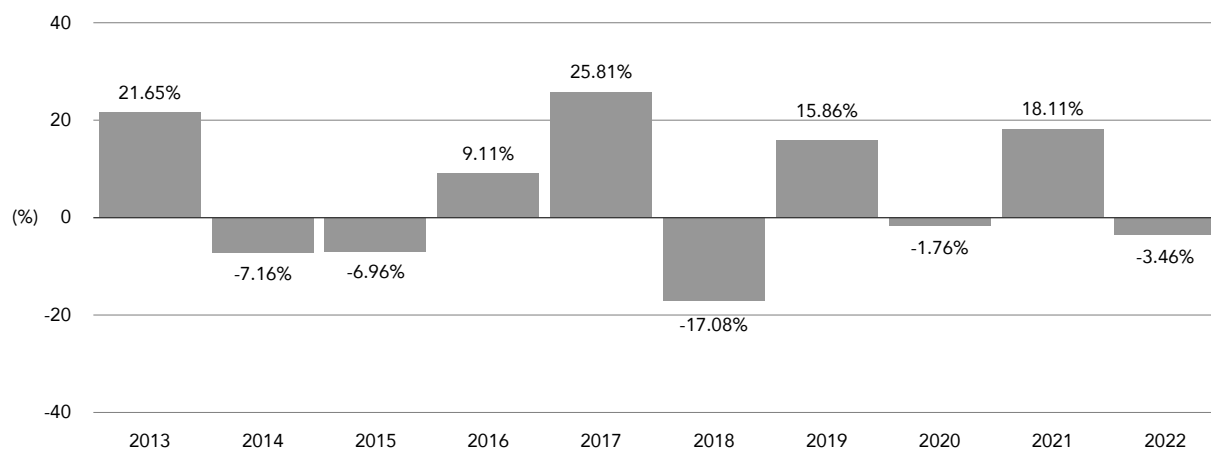
Performance

The bar chart and table immediately following illustrate the variability of the VA International Value Portfolio's returns and are meant to provide some indication of the risks of investing in the Portfolio. The bar chart shows the changes in the Portfolio's performance from year to year. The performance reflected in the bar chart for the Portfolio does not reflect any insurance company separate account charges, which if reflected would lower returns. The table illustrates how annualized one year, five year and ten year returns, both before and after taxes,

compare with those of a broad measure of market performance. The Portfolio's past performance (before and after taxes) is not an indication of future results. Updated performance information for the Portfolio can be obtained by visiting <https://www.dimensional.com/us-en/funds>.

The after-tax returns presented in the table for the VA International Value Portfolio are calculated using the historical highest individual federal marginal income tax rates and do not reflect the impact of state and local taxes. Actual after-tax returns depend on an investor's tax situation and may differ from those shown in the table. In addition, the after-tax returns shown are not relevant to investors who hold shares of the Portfolio through tax-advantaged arrangements, such as 401(k) plans or individual retirement accounts.

VA International Value Portfolio—Total Returns



January 2013-December 2022

Highest Quarter
22.15% (10/20–12/20)

Lowest Quarter
-31.89% (1/20–3/20)

Annualized Returns (%)

Periods ending December 31, 2022

	1 Year	5 Years	10 Years
VA International Value Portfolio			
Return Before Taxes	-3.46%	1.48%	4.49%
Return After Taxes on Distributions	-5.26%	0.04%	3.04%
Return After Taxes on Distributions and Sale of Portfolio Shares	-1.87%	0.52%	2.84%
MSCI World ex USA Value Index (net dividends)			
(reflects no deduction for fees, expenses or taxes on sales)	-5.64%	0.56%	3.55%

Investment Advisor/Portfolio Management

Dimensional Fund Advisors LP serves as the investment advisor for VA International Value Portfolio. Dimensional Fund Advisors Ltd. and DFA Australia Limited serve as the sub-advisors for the Portfolio. The following individuals are responsible for leading the day to day management of the Portfolio:

- **Jed S. Fogdall**, Global Head of Portfolio Management, Chairman of the Investment Committee, Vice President and Senior Portfolio Manager of the Advisor, has been a portfolio manager of the Portfolio since 2010.
- **Arun C. Keswani**, Vice President and Senior Portfolio Manager of the Advisor, has been a portfolio manager of the Portfolio since 2020.
- **Joel P. Schneider**, Deputy Head of Portfolio Management, North America, member of the Investment Committee, Vice President and Senior Portfolio Manager of the Advisor, has been a portfolio manager of the Portfolio since 2022.

Purchase and Redemption of Fund Shares

Shares of the VA International Value Portfolio are sold only to insurance company separate accounts or to other investment companies funded by insurance company separate accounts. Purchases and redemptions of shares of the Portfolio by a separate account will be effected at the net asset value per share. Contract owners do not deal directly with the Portfolio with respect to the acquisition or redemption of shares of the Portfolio. Please see the prospectus of the insurance company separate account for information regarding the purchase and redemption of shares of the Portfolio.

Tax Information

The dividends and distributions paid from the VA International Value Portfolio to the insurance company separate accounts generally will consist of ordinary income, capital gains, or some combination of both. Because shares of the Portfolio must be purchased through separate accounts, such distributions will be exempt from current taxation by contract holders if left to accumulate within the separate account, in which case distributions generally will be taxed as ordinary income when withdrawn from the account.

Payments to Insurance Companies and Financial Intermediaries

The VA International Value Portfolio and its related companies may make payments to an insurance company (and/or its related companies) in connection with the sale of Portfolio shares and/or related services. These payments to insurance companies that include the Portfolio as an underlying investment in a variable insurance contract could create a conflict of interest for the insurance companies. Such insurance companies (or their related companies) may pay a broker-dealer or other financial intermediary (such as a bank), for the sale of the Portfolio shares and/or related services. When received by a broker-dealer or other financial intermediary from an insurance company (or its related companies), such payments may create a conflict of interest by influencing the financial intermediary to recommend the Portfolio over another investment. Ask your financial advisor, visit your financial intermediary's website or see the prospectus of the insurance company separate account for more information.

VA International Small Portfolio

Investment Objective

The investment objective of the VA International Small Portfolio (the "Portfolio") is to achieve long-term capital appreciation.

Fees and Expenses of the Portfolio

This table describes the fees and expenses you may pay if you buy, hold or sell shares of the VA International Small Portfolio. The expenses in the table do not include any fees or charges imposed by the variable insurance contract. If such fees and charges were included, the expenses would be higher.

Annual Fund Operating Expenses (expenses that you pay each year as a percentage of the value of your investment)*

Management Fee	0.35%
Other Expenses	0.05%
Total Annual Fund Operating Expenses	0.40%

* The "Management Fee" and "Total Annual Fund Operating Expenses" have been adjusted to reflect the decrease in the management fee payable by the Portfolio from 0.40% to 0.35% effective as of February 28, 2022.

EXAMPLE

This Example is meant to help you compare the cost of investing in the VA International Small Portfolio with the cost of investing in other mutual funds. The Example does not include any fees or charges imposed by the variable insurance contract and if such fees were included, expenses would be higher. The Example assumes that you invest \$10,000 in the Portfolio for the time periods indicated. The Example also assumes that your investment has a 5% return each year and that the Portfolio's operating expenses remain the same. Although your actual costs may be higher or lower, based on these assumptions your costs would be:

1 Year	3 Years	5 Years	10 Years
\$41	\$128	\$224	\$505

PORTFOLIO TURNOVER

The VA International Small Portfolio pays transaction costs, such as commissions, when it buys and sells securities (or "turns over" its portfolio). A higher portfolio turnover may indicate higher transaction costs. These costs, which are not reflected in Annual Fund Operating Expenses or in the Example, affect the Portfolio's performance. During the most recent fiscal year, the Portfolio's portfolio turnover rate was 18% of the average value of its investment portfolio.

Principal Investment Strategies

To achieve the VA International Small Portfolio's investment objective, Dimensional Fund Advisors LP (the "Advisor") implements an integrated investment approach that combines research, portfolio design, portfolio management, and trading functions. As further described below, the Portfolio's designs emphasize long-term drivers of expected returns identified by the Advisor's research, while balancing risk through broad diversification

across companies and sectors. The Advisor's portfolio management and trading processes further balance those long-term drivers of expected returns with shorter-term drivers of expected returns and trading costs.

The VA International Small Portfolio, using a market capitalization weighted approach, is designed to purchase securities of (1) Japanese small companies; (2) United Kingdom small companies; (3) small companies organized under the laws of certain European countries; (4) small companies associated with Australia, New Zealand and Pacific Rim Asian countries; and (5) Canadian small companies. The Portfolio also may have some exposure to small cap equity securities associated with other countries or regions. A company's market capitalization is the number of its shares outstanding times its price per share. Under a market capitalization weighted approach, companies with higher market capitalizations generally represent a larger proportion of the Portfolio than companies with relatively lower market capitalizations. The Portfolio may emphasize certain stocks, including smaller capitalization companies, lower relative price stocks, and/or higher profitability stocks as compared to their representation in the small-cap segments of the countries and/or regions in which the Portfolio is authorized to invest. The Advisor will determine the allocation of assets among the five segments and will periodically review and modify such allocation, all in its sole discretion. As a non-fundamental policy, under normal circumstances, the Portfolio will invest at least 80% of its net assets in securities of small companies. Based on market capitalization data as of December 31, 2022, the market capitalization of a small company in any country in which the Portfolio invests would be below \$8,202 million. An equity issuer is considered to have a low relative price (i.e., a value stock) primarily because it has a low price in relation to its book value. In assessing relative price, the Advisor may consider additional factors such as price to cash flow or price to earnings ratios. An equity issuer is considered to have high profitability because it has high earnings or profits from operations in relation to its book value or assets. The criteria the Advisor uses for assessing relative price and profitability are subject to change from time to time.

The Advisor may also increase or reduce the VA International Small Portfolio's exposure to an eligible company, or exclude a company, based on shorter-term considerations, such as a company's price momentum and investment characteristics. In assessing a company's investment characteristics, the Advisor considers ratios such as recent changes in assets divided by total assets. The criteria the Advisor uses for assessing a company's investment characteristics are subject to change from time to time. In addition, the Advisor seeks to reduce trading costs using a flexible trading approach that looks for opportunities to participate in the available market liquidity, while managing turnover and explicit transaction costs.

The VA International Small Portfolio also may gain exposure to companies associated with approved markets by purchasing equity securities in the form of depositary receipts, which may be listed or traded outside the issuer's domicile country. The Portfolio may purchase or sell futures contracts and options on futures contracts for foreign or U.S. equity securities and indices to increase or decrease equity market exposure based on actual or expected cash inflows to or outflows from the Portfolio. Because many of the Portfolio's investments may be denominated in foreign currencies, the Portfolio may enter into foreign currency exchange transactions, including foreign currency forward contracts, in connection with the settlement of foreign securities or to transfer cash balances from one currency to another currency.

The VA International Small Portfolio may lend its portfolio securities to generate additional income.

Principal Risks

Because the value of your investment in the VA International Small Portfolio will fluctuate, there is the risk that you will lose money. An investment in the Portfolio is not a deposit of a bank and is not insured or guaranteed by the Federal Deposit Insurance Corporation or any other government agency. The following is a description of principal risks of investing in the Portfolio.

Equity Market Risk: Even a long-term investment approach cannot guarantee a profit. Economic, market, political, and issuer-specific conditions and events will cause the value of equity securities, and the Portfolio that owns them, to rise or fall. Stock markets tend to move in cycles, with periods of rising prices and periods of falling prices.

Foreign Securities and Currencies Risk: Foreign securities prices may decline or fluctuate because of: (a) economic or political actions of foreign governments, and/or (b) less regulated or liquid securities markets. Investors holding these securities may also be exposed to foreign currency risk (the possibility that foreign currency will fluctuate in value against the U.S. dollar or that a foreign government will convert, or be forced to convert, its currency to another currency, changing its value against the U.S. dollar). The Portfolio does not hedge foreign currency risk.

Depository receipts are generally subject to the same risks as the foreign securities that they evidence or into which they may be converted. In addition, the underlying issuers of certain depository receipts, particularly unsponsored or unregistered depository receipts, are under no obligation to distribute shareholder communications to the holders of such receipts, or to pass through to them any voting rights with respect to the deposited securities. Depository receipts that are not sponsored by the issuer may be less liquid and there may be less readily available public information about the issuer.

Small Company Risk: Securities of small companies are often less liquid than those of large companies and this could make it difficult to sell a small company security at a desired time or price. As a result, small company stocks may fluctuate relatively more in price. In general, smaller capitalization companies are also more vulnerable than larger companies to adverse business or economic developments and they may have more limited resources.

Profitability Investment Risk: High relative profitability stocks may perform differently from the market as a whole and an investment strategy purchasing these securities may cause the Portfolio to at times underperform equity funds that use other investment strategies.

Value Investment Risk: Value stocks may perform differently from the market as a whole and an investment strategy purchasing these securities may cause the Portfolio to at times underperform equity funds that use other investment strategies. Value stocks can react differently to political, economic, and industry developments than the market as a whole and other types of stocks. Value stocks also may underperform the market for long periods of time.

Derivatives Risk: Derivatives are instruments, such as futures, and options thereon, and foreign currency forward contracts, whose value is derived from that of other assets, rates or indices. The use of derivatives for non-hedging purposes may be considered to carry more risk than other types of investments. When the Portfolio uses derivatives, the Portfolio will be directly exposed to the risks of those derivatives. Derivative instruments are subject to a number of risks including counterparty, settlement, liquidity, interest rate, market, credit and management risks, as well as the risk of improper valuation. Changes in the value of a derivative may not correlate perfectly with the underlying asset, rate or index, and the Portfolio could lose more than the principal amount invested.

Securities Lending Risk: Securities lending involves the risk that the borrower may fail to return the securities in a timely manner or at all. As a result, the Portfolio may lose money and there may be a delay in recovering the loaned securities. The Portfolio could also lose money if it does not recover the securities and/or the value of the collateral falls, including the value of investments made with cash collateral. Securities lending also may have certain adverse tax consequences.

Operational Risk: Operational risks include human error, changes in personnel, system changes, faults in communication, and failures in systems, technology, or processes. Various operational events or circumstances are outside the Advisor's control, including instances at third parties. The Portfolio and the Advisor seek to reduce these operational risks through controls and procedures. However, these measures do not address every possible risk and may be inadequate to address these risks.

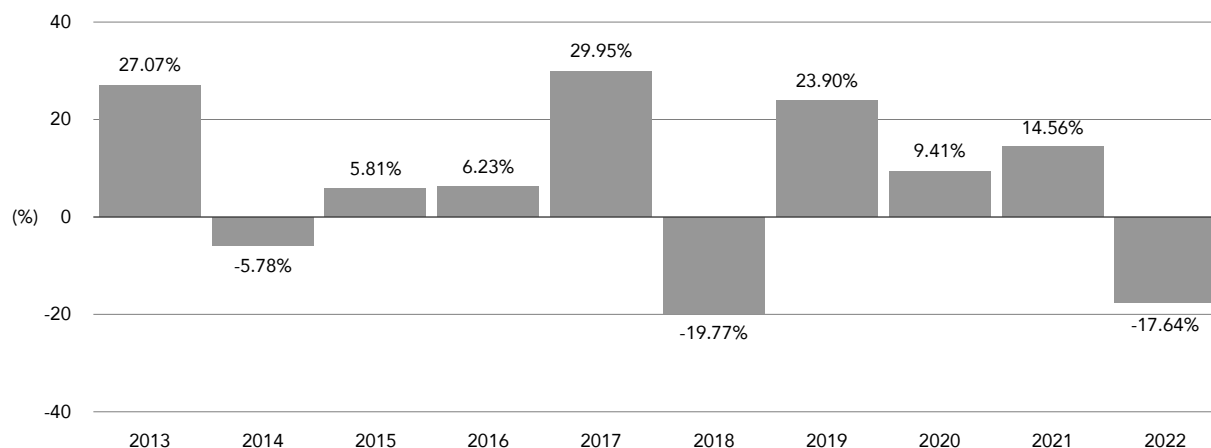
Cyber Security Risk: The Portfolio's and its service providers' use of internet, technology and information systems may expose the Portfolio to potential risks linked to cyber security breaches of those technological or information systems. Cyber security breaches, amongst other things, could allow an unauthorized party to gain access to proprietary information, customer data, or fund assets, or cause the Portfolio and/or its service providers to suffer data corruption or lose operational functionality.

Performance

The bar chart and table immediately following illustrate the variability of the VA International Small Portfolio's returns and are meant to provide some indication of the risks of investing in the Portfolio. The bar chart shows the changes in the Portfolio's performance from year to year. The performance reflected in the bar chart for the Portfolio does not reflect any insurance company separate account charges, which if reflected would lower returns. The table illustrates how annualized one year, five year and ten year returns, both before and after taxes, compare with those of a broad measure of market performance. The Portfolio's past performance (before and after taxes) is not an indication of future results. Updated performance information for the Portfolio can be obtained by visiting <https://www.dimensional.com/us-en/funds>.

The after-tax returns presented in the table for the VA International Small Portfolio are calculated using the historical highest individual federal marginal income tax rates and do not reflect the impact of state and local taxes. Actual after-tax returns depend on an investor's tax situation and may differ from those shown in the table. In addition, the after-tax returns shown are not relevant to investors who hold shares of the Portfolio through tax-advantaged arrangements, such as 401(k) plans or individual retirement accounts.

VA International Small Portfolio—Total Returns



January 2013-December 2022

Highest Quarter
21.42% (4/20–6/20)

Lowest Quarter
-30.27% (1/20–3/20)

Annualized Returns (%) Periods ending December 31, 2022

	1 Year	5 Years	10 Years
VA International Small Portfolio			
Return Before Taxes	-17.64%	0.52%	6.02%
Return After Taxes on Distributions	-18.88%	-1.33%	4.18%
Return After Taxes on Distributions and Sale of Portfolio Shares	-10.20%	-0.08%	4.17%
MSCI World ex USA Small Cap Index (net dividends)			
(reflects no deduction for fees, expenses, or taxes on sales)	-20.59%	0.45%	5.77%

Investment Advisor/Portfolio Management

Dimensional Fund Advisors LP serves as the investment advisor for the VA International Small Portfolio. Dimensional Fund Advisors Ltd. and DFA Australia Limited serve as the sub-advisors for the Portfolio. The following individuals are responsible for leading the day to day management of the Portfolio:

- **Jed S. Fogdall**, Global Head of Portfolio Management, Chairman of the Investment Committee, Vice President and Senior Portfolio Manager of the Advisor, has been a portfolio manager of the Portfolio since 2010.
- **Arun C. Keswani**, Vice President and Senior Portfolio Manager of the Advisor, has been a portfolio manager of the Portfolio since 2015.
- **Joel P. Schneider**, Deputy Head of Portfolio Management, North America, member of the Investment Committee, Vice President and Senior Portfolio Manager of the Advisor, has been a portfolio manager of the Portfolio since 2020.

Purchase and Redemption of Fund Shares

Shares of the VA International Small Portfolio are sold only to insurance company separate accounts or to other investment companies funded by insurance company separate accounts. Purchases and redemptions of shares of the Portfolio by a separate account will be effected at the net asset value per share. Contract owners do not deal directly with the Portfolio with respect to the acquisition or redemption of shares of the Portfolio. Please see the prospectus of the insurance company separate account for information regarding the purchase and redemption of shares of the Portfolio.

Tax Information

The dividends and distributions paid from the VA International Small Portfolio to the insurance company separate accounts generally will consist of ordinary income, capital gains, or some combination of both. Because shares of the Portfolio must be purchased through separate accounts, such distributions will be exempt from current taxation by contract holders if left to accumulate within the separate account, in which case distributions generally will be taxed as ordinary income when withdrawn from the account.

Payments to Insurance Companies and Financial Intermediaries

The VA International Small Portfolio and its related companies may make payments to an insurance company (and/or its related companies) in connection with the sale of Portfolio shares and/or related services. These payments to insurance companies that include the Portfolio as an underlying investment in a variable insurance contract could create a conflict of interest for the insurance companies. Such insurance companies (or their related companies) may pay a broker-dealer or other financial intermediary (such as a bank), for the sale of the Portfolio shares and/or related services. When received by a broker-dealer or other financial intermediary from an insurance company (or its related companies), such payments may create a conflict of interest by influencing the financial intermediary to recommend the Portfolio over another investment. Ask your financial advisor, visit your financial intermediary's website or see the prospectus of the insurance company separate account for more information.

VA Short-Term Fixed Portfolio

Investment Objective

The investment objective of the VA Short-Term Fixed Portfolio (the "Portfolio") is to achieve a stable real return in excess of the rate of inflation with a minimum of risk.

Fees and Expenses of the Portfolio

This table describes the fees and expenses you may pay if you buy, hold or sell shares of the VA Short-Term Fixed Portfolio. The expenses in the table do not include any fees or charges imposed by the variable insurance contract. If such fees and charges were included, the expenses would be higher.

Annual Fund Operating Expenses (expenses that you pay each year as a percentage of the value of your investment)*

Management Fee	0.10%
Other Expenses	0.02%
Total Annual Fund Operating Expenses	0.12%

* The "Management Fee" and "Total Annual Fund Operating Expenses" have been adjusted to reflect the decrease in the management fee payable by the Portfolio from 0.14% to 0.10% effective as of February 28, 2022.

EXAMPLE

This Example is meant to help you compare the cost of investing in the VA Short-Term Fixed Portfolio with the cost of investing in other mutual funds. The Example does not include any fees or charges imposed by the variable insurance contract and if such fees were included, expenses would be higher. The Example assumes that you invest \$10,000 in the Portfolio for the time periods indicated. The Example also assumes that your investment has a 5% return each year and that the Portfolio's operating expenses remain the same. Although your actual costs may be higher or lower, based on these assumptions your costs would be:

1 Year	3 Years	5 Years	10 Years
\$12	\$39	\$68	\$154

PORTFOLIO TURNOVER

The VA Short-Term Fixed Portfolio pays transaction costs, such as commissions, when it buys and sells securities (or "turns over" its portfolio). A higher portfolio turnover may indicate higher transaction costs. These costs, which are not reflected in Annual Fund Operating Expenses or in the Example, affect the Portfolio's performance. During the most recent fiscal year, the Portfolio's portfolio turnover rate was 74% of the average value of its investment portfolio.

Principal Investment Strategies

The VA Short-Term Fixed Portfolio seeks to achieve its investment objective by generally investing in a universe of high quality fixed income securities that typically mature in one year or less from the date of settlement. The Portfolio may, however, take a large position in securities maturing within two years from the date of settlement when higher yields are available. The Portfolio purchases U.S. government obligations, U.S. government agency obligations, dollar-denominated obligations of foreign issuers issued in the U.S., securities of domestic, or

foreign issuers denominated in U.S. dollars but not trading in the U.S., foreign government and agency obligations, bank obligations, including U.S. subsidiaries and branches of foreign banks, corporate obligations, commercial paper, repurchase agreements, obligations of supranational organizations and affiliated and unaffiliated registered and unregistered money market funds. The fixed income securities in which the Portfolio invests are considered investment grade at the time of purchase (e.g., rated BBB- or above by S&P Global Ratings ("S&P") or Fitch Ratings Ltd. ("Fitch") or Baa3 or above by Moody's Investor's Service, Inc. ("Moody's")). As a non-fundamental policy, under normal circumstances, the Portfolio will invest at least 80% of its net assets in fixed income securities and maintain a dollar-weighted average portfolio maturity that will not exceed one year. The Portfolio principally invests in certificates of deposit, commercial paper, bankers' acceptances, notes and bonds. In addition, the Portfolio is authorized to invest more than 25% of its total assets in U.S. Treasury bonds, bills and notes, and obligations of federal agencies and instrumentalities.

The VA Short-Term Fixed Portfolio may purchase or sell futures contracts and options on futures contracts, to hedge its interest rate exposure or for non-hedging purposes, such as a substitute for direct investment or to increase or decrease market exposure based on actual or expected cash inflows to or outflows from the Portfolio.

The VA Short-Term Fixed Portfolio may lend its portfolio securities to generate additional income.

Principal Risks

Because the value of your investment in the VA Short-Term Fixed Portfolio will fluctuate, there is the risk that you will lose money. An investment in the Portfolio is not a deposit of a bank and is not insured or guaranteed by the Federal Deposit Insurance Corporation or any other government agency. The following is a description of principal risks of investing in the Portfolio.

Market Risk: Even a long-term investment approach cannot guarantee a profit. Economic, political, and issuer-specific events will cause the value of securities, and the Portfolio that owns them, to rise or fall.

Foreign Government Debt Risk: The risk that: (a) the governmental entity that controls the repayment of government debt may not be willing or able to repay the principal and/or to pay the interest when it becomes due, due to factors such as political considerations, the relative size of the governmental entity's debt position in relation to the economy, cash flow problems, insufficient foreign currency reserves, the failure to put in place economic reforms required by the International Monetary Fund or other multilateral agencies, and/or other national economic factors; (b) governments may default on their debt securities, which may require holders of such securities to participate in debt rescheduling; and (c) there is no legal or bankruptcy process by which defaulted government debt may be collected in whole or in part.

Foreign Securities and Currencies Risk: Foreign securities prices may decline or fluctuate because of (a) economic or political actions of foreign governments, and/or (b) less regulated or liquid securities markets. Investors holding these securities may also be exposed to foreign currency risk (the possibility that foreign currency will fluctuate in value against the U.S. dollar or that a foreign government will convert, or be forced to convert, its currency to another currency, changing its value against the U.S. dollar).

Interest Rate Risk: Fixed income securities are subject to interest rate risk because the prices of fixed income securities tend to move in the opposite direction of interest rates. When interest rates rise, fixed income security prices fall. During periods of very low or negative interest rates, the Portfolio may be subject to a greater risk of rising interest rates. When interest rates fall, fixed income security prices rise. In general, fixed income securities with longer maturities are more sensitive to changes in interest rates.

Credit Risk: Credit risk is the risk that the issuer of a security may be unable to make interest payments and/or repay principal when due. A downgrade to an issuer's credit rating or a perceived change in an issuer's financial strength may affect a security's value, and thus, impact the Portfolio's performance. Government agency obligations have different levels of credit support and, therefore, different degrees of credit risk. Securities issued by agencies and instrumentalities of the U.S. Government that are supported by the full faith and credit of the United States, such as the Federal Housing Administration and Ginnie Mae, present little credit risk. Other

securities issued by agencies and instrumentalities sponsored by the U.S. Government, that are supported only by the issuer's right to borrow from the U.S. Treasury, subject to certain limitations, and securities issued by agencies and instrumentalities sponsored by the U.S. Government that are sponsored by the credit of the issuing agencies, such as Freddie Mac and Fannie Mae, are subject to a greater degree of credit risk. U.S. government agency securities issued or guaranteed by the credit of the agency may still involve a risk of non-payment of principal and/or interest.

Income Risk: Income Risk is the risk that falling interest rates will cause the Portfolio's income to decline because, among other reasons, the proceeds from maturing short-term securities in its portfolio may be reinvested in lower yielding securities.

Call Risk: Call risk is the risk that during periods of falling interest rates, an issuer will call or repay a higher-yielding fixed income security before its maturity date, forcing the Portfolio to reinvest in fixed income securities with lower interest rates than the original obligations.

Derivatives Risk: Derivatives are instruments, such as futures, and options thereon, whose value is derived from that of other assets, rates or indices. Derivatives can be used for hedging (attempting to reduce risk by offsetting one investment position with another) or non-hedging purposes. Hedging with derivatives may increase expenses, and there is no guarantee that a hedging strategy will work. While hedging can reduce or eliminate losses, it can also reduce or eliminate gains or cause losses if the market moves in a manner different from that anticipated by the Portfolio or if the cost of the derivative outweighs the benefit of the hedge. The use of derivatives for non-hedging purposes may be considered to carry more risk than other types of investments. When the Portfolio uses derivatives, the Portfolio will be directly exposed to the risks of those derivatives. Derivative instruments are subject to a number of risks including counterparty, settlement, liquidity, interest rate, market, credit and management risks, as well as the risk of improper valuation. Changes in the value of a derivative may not correlate perfectly with the underlying asset, rate or index, and the Portfolio could lose more than the principal amount invested.

Securities Lending Risk: Securities lending involves the risk that the borrower may fail to return the securities in a timely manner or at all. As a result, the Portfolio may lose money and there may be a delay in recovering the loaned securities. The Portfolio could also lose money if it does not recover the securities and/or the value of the collateral falls, including the value of investments made with cash collateral. Securities lending also may have certain adverse tax consequences.

Liquidity Risk: Liquidity risk exists when particular portfolio investments are difficult to purchase or sell. To the extent that the Portfolio holds illiquid investments, the Portfolio's performance may be reduced due to an inability to sell the investments at opportune prices or times. Liquid portfolio investments may become illiquid or less liquid after purchase by the Portfolio due to low trading volume, adverse investor perceptions and/or other market developments. Liquidity risk includes the risk that the Portfolio will experience significant net redemptions at a time when it cannot find willing buyers for its portfolio securities or can only sell its portfolio securities at a material loss or at increased costs. Liquidity risk can be more pronounced in periods of market turmoil or in situations where ownership of shares of the Portfolio are concentrated in one or a few investors.

Operational Risk: Operational risks include human error, changes in personnel, system changes, faults in communication, and failures in systems, technology, or processes. Various operational events or circumstances are outside the Advisor's control, including instances at third parties. The Portfolio and the Advisor seek to reduce these operational risks through controls and procedures. However, these measures do not address every possible risk and may be inadequate to address these risks.

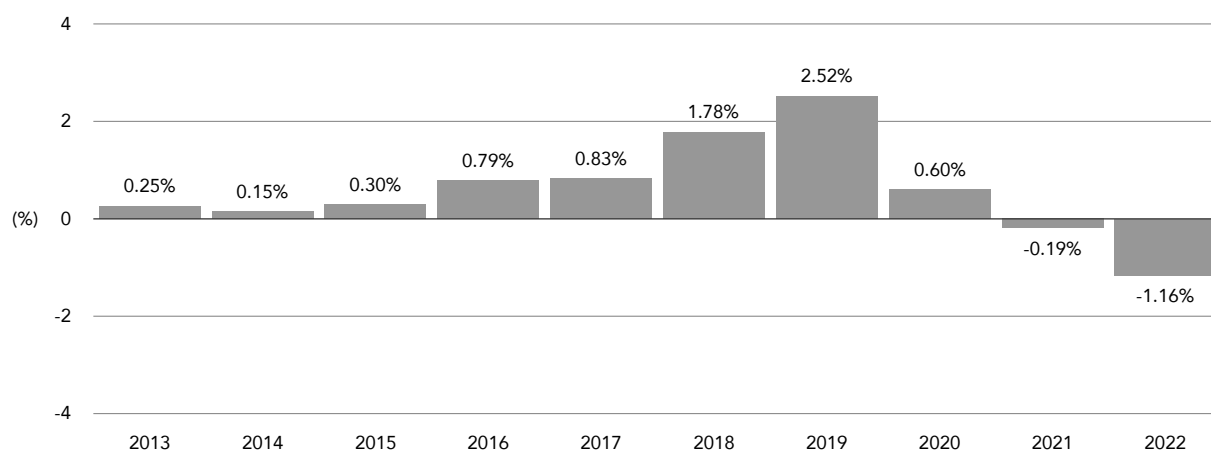
Cyber Security Risk: The Portfolio's and its service providers' use of internet, technology and information systems may expose the Portfolio to potential risks linked to cyber security breaches of those technological or information systems. Cyber security breaches, amongst other things, could allow an unauthorized party to gain access to proprietary information, customer data, or fund assets, or cause the Portfolio and/or its service providers to suffer data corruption or lose operational functionality.

Performance

The bar chart and table immediately following illustrate the variability of the VA Short-Term Fixed Portfolio's returns and are meant to provide some indication of the risks of investing in the Portfolio. The bar chart shows the changes in the Portfolio's performance from year to year. The performance reflected in the bar chart for the Portfolio does not reflect any insurance company separate account charges, which if reflected would lower returns. The table illustrates how annualized one year, five year and ten year returns, both before and after taxes, compare with those of a broad measure of market performance. The Portfolio's past performance (before and after taxes) is not an indication of future results. Updated performance information for the Portfolio can be obtained by visiting <https://www.dimensional.com/us-en/funds>.

The after-tax returns presented in the table for the VA Short-Term Fixed Portfolio are calculated using the historical highest individual federal marginal income tax rates and do not reflect the impact of state and local taxes. Actual after-tax returns depend on an investor's tax situation and may differ from those shown in the table. In addition, the after-tax returns shown are not relevant to investors who hold shares of the Portfolio through tax-advantaged arrangements, such as 401(k) plans or individual retirement accounts.

VA Short-Term Fixed Portfolio—Total Returns



January 2013-December 2022

Highest Quarter
0.79% (1/19–3/19)

Lowest Quarter
-1.18% (1/22–3/22)

Annualized Returns (%)

Periods ending December 31, 2022

	1 Year	5 Years	10 Years
VA Short-Term Fixed Portfolio			
Return Before Taxes	-1.16%	0.70%	0.58%
Return After Taxes on Distributions	-1.69%	0.23%	0.23%
Return After Taxes on Distributions and Sale of Portfolio Shares	-0.69%	0.34%	0.29%
ICE BofA US 6-Month Treasury Bill Index*			
(reflects no deduction for fees, expenses, or taxes)	1.34%	1.39%	0.91%
ICE BofA 1-Year US Treasury Note Index*			
(reflects no deduction for fees, expenses, or taxes)	-1.02%	1.09%	0.74%

* ICE BofA index data copyright 2022 ICE Data Indices, LLC.

Investment Advisor/Portfolio Management

Dimensional Fund Advisors LP (the "Advisor") serves as the investment advisor for the VA Short-Term Fixed Portfolio. Dimensional Fund Advisors Ltd. and DFA Australia Limited serve as sub-advisors for the Portfolio. The following individuals are responsible for leading the day to day management of the Portfolio:

- **David A. Plecha**, Global Head of Fixed Income Portfolio Management, member of the Investment Committee, Vice President and Senior Portfolio Manager of the Advisor, has been a portfolio manager of the Portfolio since inception (1995).
- **Joseph F. Kolerich**, Head of Fixed Income, Americas, member of the Investment Committee, Vice President and Senior Portfolio Manager of the Advisor, has been a portfolio manager of the Portfolio since 2012.
- **Ryan C. Haselton**, Vice President and Senior Portfolio Manager of the Advisor, has been a portfolio manager of the Portfolio since 2021.

Purchase and Redemption of Fund Shares

Shares of the VA Short-Term Fixed Portfolio are sold only to insurance company separate accounts or to other investment companies funded by insurance company separate accounts. Purchases and redemptions of shares of the Portfolio by a separate account will be effected at the net asset value per share. Contract owners do not deal directly with the Portfolio with respect to the acquisition or redemption of shares of the Portfolio. Please see the prospectus of the insurance company separate account for information regarding the purchase and redemption of shares of the Portfolio.

Tax Information

The dividends and distributions paid from the VA Short-Term Fixed Portfolio to the insurance company separate accounts generally will consist of ordinary income, capital gains, or some combination of both. Because shares of the Portfolio must be purchased through separate accounts, such distributions will be exempt from current taxation by contract holders if left to accumulate within the separate account, in which case distributions generally will be taxed as ordinary income when withdrawn from the account.

Payments to Insurance Companies and Financial Intermediaries

The VA Short-Term Fixed Portfolio and its related companies may make payments to an insurance company (and/ or its related companies) in connection with the sale of Portfolio shares and/or related services. These payments to insurance companies that include the Portfolio as an underlying investment in a variable insurance contract could create a conflict of interest for the insurance companies. Such insurance companies (or their related companies) may pay a broker-dealer or other financial intermediary (such as a bank), for the sale of the Portfolio shares and/or related services. When received by a broker-dealer or other financial intermediary from an insurance company (or its related companies), such payments may create a conflict of interest by influencing the financial intermediary to recommend the Portfolio over another investment. Ask your financial advisor, visit your financial intermediary's website or see the prospectus of the insurance company separate account for more information.

VA Global Bond Portfolio

Investment Objective

The investment objective of the VA Global Bond Portfolio (the "Portfolio") is to provide a market rate of return for a fixed income portfolio with low relative volatility of returns.

Fees and Expenses of the Portfolio

This table describes the fees and expenses you may pay if you buy, hold or sell shares of the VA Global Bond Portfolio. The expenses in the table do not include any fees or charges imposed by the variable insurance contract. If such fees and charges were included, the expenses would be higher.

Annual Fund Operating Expenses (expenses that you pay each year as a percentage of the value of your investment)*

Management Fee	0.19%
Other Expenses	0.02%
Total Annual Fund Operating Expenses	0.21%

* The "Management Fee" and "Total Annual Fund Operating Expenses" have been adjusted to reflect the decrease in the management fee payable by the Portfolio from an effective fee of 0.21% to 0.19% as of February 28, 2023.

EXAMPLE

This Example is meant to help you compare the cost of investing in the VA Global Bond Portfolio with the cost of investing in other mutual funds. The Example does not include any fees or charges imposed by the variable insurance contract and if such fees were included, expenses would be higher. The Example assumes that you invest \$10,000 in the Portfolio for the time periods indicated. The Example also assumes that your investment has a 5% return each year and that the Portfolio's operating expenses remain the same. Although your actual costs may be higher or lower, based on these assumptions your costs would be:

1 Year	3 Years	5 Years	10 Years
\$22	\$68	\$118	\$268

PORTFOLIO TURNOVER

The VA Global Bond Portfolio pays transaction costs, such as commissions, when it buys and sells securities (or "turns over" its portfolio). A higher portfolio turnover may indicate higher transaction costs. These costs, which are not reflected in Annual Fund Operating Expenses or in the Example, affect the Portfolio's performance. During the most recent fiscal year, the Portfolio's portfolio turnover rate was 118% of the average value of its investment portfolio.

Principal Investment Strategies

The VA Global Bond Portfolio seeks to achieve its investment objective by generally investing in a universe of U.S. and foreign debt securities maturing in five years or less from the date of settlement. The Portfolio primarily purchases obligations issued or guaranteed by the U.S. and foreign governments, their agencies and instrumentalities, corporate debt obligations, bank obligations, commercial paper, repurchase agreements, money market funds, securities of domestic and foreign issuers denominated in U.S. dollars but not trading in the

United States and obligations of supranational organizations. Dimensional Fund Advisor LP (“the Advisor”) expects that the Portfolio will primarily invest in the obligations of issuers that are in developed countries. The fixed income securities in which the Portfolio invests are considered investment grade at the time of purchase (e.g., rated BBB- or above by S&P Global Ratings (“S&P”) or Fitch Ratings Ltd. (“Fitch”) or Baa3 or above by Moody’s Investor’s Service, Inc. (“Moody’s”). The Portfolio intends to invest its assets to gain exposure to at least three different countries, including the United States. Under normal circumstances, the Portfolio invests at least 30% of its net assets in non-U.S. issuers. As of the date of the Prospectus, the Portfolio invests approximately 14% of its net assets in U.S. issuers. This percentage will change due to market conditions. As a non-fundamental policy, under normal circumstances, the Portfolio will invest at least 80% of its net assets in fixed income securities. The Portfolio will generally invest its assets in obligations which mature within five years from the date of settlement. In addition, the Portfolio is authorized to invest more than 25% of its total assets in U.S. Treasury bonds, bills and notes, and obligations of federal agencies and instrumentalities.

Because many of the VA Global Bond Portfolio’s investments may be denominated in foreign currencies, the Portfolio may also enter into foreign currency forward contracts to attempt to protect against uncertainty in the level of future foreign currency rates, to hedge against fluctuations in currency exchange rates, or to transfer balances from one currency to another. The Portfolio also may purchase or sell futures contracts and options on futures contracts, to hedge its currency exposure or to hedge its interest rate exposure or for non-hedging purposes, such as a substitute for direct investment or to increase or decrease market exposure based on actual or expected cash inflows to or outflows from the Portfolio.

The VA Global Bond Portfolio may lend its portfolio securities to generate additional income.

Principal Risks

Because the value of your investment in the VA Global Bond Portfolio will fluctuate, there is the risk that you will lose money. An investment in the Portfolio is not a deposit of a bank and is not insured or guaranteed by the Federal Deposit Insurance Corporation or any other government agency. The following is a description of principal risks of investing in the Portfolio.

Market Risk: Even a long-term investment approach cannot guarantee a profit. Economic, political, and issuer-specific events will cause the value of securities, and the Portfolio that owns them, to rise or fall.

Foreign Securities and Currencies Risk: Foreign securities prices may decline or fluctuate because of: (a) economic or political actions of foreign governments, and/or (b) less regulated or liquid securities markets. Investors holding these securities may also be exposed to foreign currency risk (the possibility that foreign currency will fluctuate in value against the U.S. dollar or that a foreign government will convert, or be forced to convert, its currency to another currency, changing its value against the U.S. dollar). The Portfolio hedges foreign currency risk.

Foreign Government Debt Risk: The risk that: (a) the governmental entity that controls the repayment of government debt may not be willing or able to repay the principal and/or to pay the interest when it becomes due, due to factors such as political considerations, the relative size of the governmental entity’s debt position in relation to the economy, cash flow problems, insufficient foreign currency reserves, the failure to put in place economic reforms required by the International Monetary Fund or other multilateral agencies, and/or other national economic factors; (b) governments may default on their debt securities, which may require holders of such securities to participate in debt rescheduling; and (c) there is no legal or bankruptcy process by which defaulted government debt may be collected in whole or in part.

Interest Rate Risk: Fixed income securities are subject to interest rate risk because the prices of fixed income securities tend to move in the opposite direction of interest rates. When interest rates rise, fixed income security prices fall. During periods of very low or negative interest rates, the Portfolio may be subject to a greater risk of rising interest rates. When interest rates fall, fixed income security prices rise. In general, fixed income securities with longer maturities are more sensitive to changes in interest rates.

Credit Risk: Credit risk is the risk that the issuer of a security may be unable to make interest payments and/or repay principal when due. A downgrade to an issuer's credit rating or a perceived change in an issuer's financial strength may affect a security's value, and thus, impact the Portfolio's performance. Government agency obligations have different levels of credit support and, therefore, different degrees of credit risk. Securities issued by agencies and instrumentalities of the U.S. Government that are supported by the full faith and credit of the United States, such as the Federal Housing Administration and Ginnie Mae, present little credit risk. Other securities issued by agencies and instrumentalities sponsored by the U.S. Government, that are supported only by the issuer's right to borrow from the U.S. Treasury, subject to certain limitations, and securities issued by agencies and instrumentalities sponsored by the U.S. Government that are sponsored by the credit of the issuing agencies, such as Freddie Mac and Fannie Mae, are subject to a greater degree of credit risk. U.S. government agency securities issued or guaranteed by the credit of the agency may still involve a risk of non-payment of principal and/or interest.

Income Risk: Income Risk is the risk that falling interest rates will cause the Portfolio's income to decline because, among other reasons, the proceeds from maturing short-term securities in its portfolio may be reinvested in lower-yielding securities.

Call Risk: Call risk is the risk that during periods of falling interest rates, an issuer will call or repay a higher-yielding fixed income security before its maturity date, forcing the Portfolio to reinvest in fixed income securities with lower interest rates than the original obligations.

Derivatives Risk: Derivatives are instruments, such as futures, and options thereon, and foreign currency forward contracts, whose value is derived from that of other assets, rates or indices. Derivatives can be used for hedging (attempting to reduce risk by offsetting one investment position with another) or non-hedging purposes. Hedging with derivatives may increase expenses, and there is no guarantee that a hedging strategy will work. While hedging can reduce or eliminate losses, it can also reduce or eliminate gains or cause losses if the market moves in a manner different from that anticipated by the Portfolio or if the cost of the derivative outweighs the benefit of the hedge. In regard to currency hedging, it is generally not possible to precisely match the foreign currency exposure of such foreign currency forward contracts to the value of the securities involved due to fluctuations in the market values of such securities and cash flows into and out of the Portfolio between the date a foreign currency forward contract is entered into and the date it expires. The use of derivatives for non-hedging purposes may be considered to carry more risk than other types of investments. When the Portfolio uses derivatives, the Portfolio will be directly exposed to the risks of those derivatives. Derivative instruments are subject to a number of risks including counterparty, settlement, liquidity, interest rate, market, credit and management risks, as well as the risk of improper valuation. Changes in the value of a derivative may not correlate perfectly with the underlying asset, rate or index, and the Portfolio could lose more than the principal amount invested.

Securities Lending Risk: Securities lending involves the risk that the borrower may fail to return the securities in a timely manner or at all. As a result, the Portfolio may lose money and there may be a delay in recovering the loaned securities. The Portfolio could also lose money if it does not recover the securities and/or the value of the collateral falls, including the value of investments made with cash collateral. Securities lending also may have certain adverse tax consequences.

Liquidity Risk: Liquidity risk exists when particular portfolio investments are difficult to purchase or sell. To the extent that the Portfolio holds illiquid investments, the Portfolio's performance may be reduced due to an inability to sell the investments at opportune prices or times. Liquid portfolio investments may become illiquid or less liquid after purchase by the Portfolio due to low trading volume, adverse investor perceptions and/or other market developments. Liquidity risk includes the risk that the Portfolio will experience significant net redemptions at a time when it cannot find willing buyers for its portfolio securities or can only sell its portfolio securities at a material loss or at increased costs. Liquidity risk can be more pronounced in periods of market turmoil or in situations where ownership of shares of the Portfolio are concentrated in one or a few investors.

Operational Risk: Operational risks include human error, changes in personnel, system changes, faults in communication, and failures in systems, technology, or processes. Various operational events or circumstances are outside the Advisor's control, including instances at third parties. The Portfolio and the Advisor seek to

reduce these operational risks through controls and procedures. However, these measures do not address every possible risk and may be inadequate to address these risks.

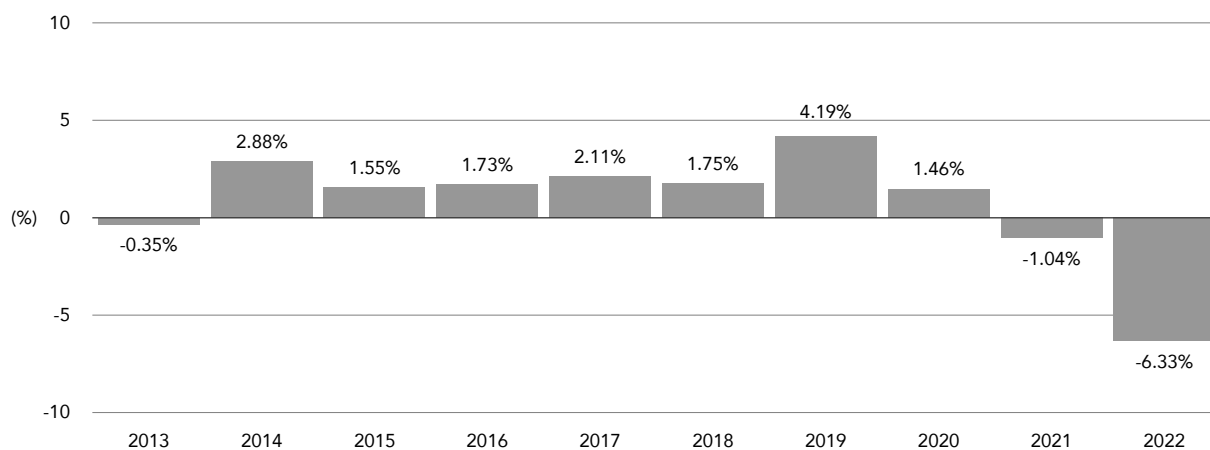
Cyber Security Risk: The Portfolio’s and its service providers’ use of internet, technology and information systems may expose the Portfolio to potential risks linked to cyber security breaches of those technological or information systems. Cyber security breaches, amongst other things, could allow an unauthorized party to gain access to proprietary information, customer data, or fund assets, or cause the Portfolio and/or its service providers to suffer data corruption or lose operational functionality.

Performance

The bar chart and table immediately following illustrate the variability of the VA Global Bond Portfolio’s returns and are meant to provide some indication of the risks of investing in the Portfolio. The bar chart shows the changes in the Portfolio’s performance from year to year. The performance reflected in the bar chart for the Portfolio does not reflect any insurance company separate account charges, which if reflected would lower returns. The table illustrates how annualized one year, five year and ten year returns, both before and after taxes, compare with those of a broad measure of market performance. The Portfolio’s past performance (before and after taxes) is not an indication of future results. Updated performance information for the Portfolio can be obtained by visiting <https://www.dimensional.com/us-en/funds>.

The after-tax returns presented in the table for the VA Global Bond Portfolio are calculated using the historical highest individual federal marginal income tax rates and do not reflect the impact of state and local taxes. Actual after-tax returns depend on an investor’s tax situation and may differ from those shown in the table. In addition, the after-tax returns shown are not relevant to investors who hold shares of the Portfolio through tax-advantaged arrangements, such as 401(k) plans or individual retirement accounts.

VA Global Bond Portfolio—Total Returns



January 2013-December 2022

Highest Quarter
2.35% (1/16–3/16)

Lowest Quarter
-4.50% (1/22–3/22)

Annualized Returns (%)
Periods ending December 31, 2022

	1 Year	5 Years	10 Years
VA Global Bond Portfolio			
Return Before Taxes	-6.33%	-0.06%	0.76%
Return After Taxes on Distributions	-6.95%	-0.84%	-0.04%
Return After Taxes on Distributions and Sale of Portfolio Shares	-3.75%	-0.36%	0.26%
FTSE World Government Bond Index, 1-5 Years, Currency—Hedged in USD			
Terms (reflects no deduction for fees, expenses, or taxes on sales)	-4.49%	0.73%	0.98%

Investment Advisor/Portfolio Management

Dimensional Fund Advisors LP serves as the investment advisor for the VA Global Bond Portfolio. Dimensional Fund Advisors Ltd. and DFA Australia Limited serve as the sub-advisors for the Portfolio. The following individuals are responsible for leading the day to day management of the Portfolio:

- **David A. Plecha**, Global Head of Fixed Income Portfolio Management, member of the Investment Committee, Vice President and Senior Portfolio Manager of the Advisor, has been a portfolio manager of the Portfolio since inception (1995).
- **Joseph F. Kolerich**, Head of Fixed Income, Americas, member of the Investment Committee, Vice President and Senior Portfolio Manager of the Advisor, has been a portfolio manager of the Portfolio since 2012.
- **Travis A. Meldau**, Vice President and Senior Portfolio Manager of the Advisor, has been a portfolio manager of the Portfolio since 2020.

Purchase and Redemption of Fund Shares

Shares of the VA Global Bond Portfolio are sold only to insurance company separate accounts or to other investment companies funded by insurance company separate accounts. Purchases and redemptions of shares of the Portfolio by a separate account will be effected at the net asset value per share. Contract owners do not deal directly with the Portfolio with respect to the acquisition or redemption of shares of the Portfolio. Please see the prospectus of the insurance company separate account for information regarding the purchase and redemption of shares of the Portfolio.

Tax Information

The dividends and distributions paid from the VA Global Bond Portfolio to the insurance company separate accounts generally will consist of ordinary income, capital gains, or some combination of both. Because shares of the Portfolio must be purchased through separate accounts, such distributions will be exempt from current taxation by contract holders if left to accumulate within the separate account, in which case distributions generally will be taxed as ordinary income when withdrawn from the account.

Payments to Insurance Companies and Financial Intermediaries

The VA Global Bond Portfolio and its related companies may make payments to an insurance company (and/or its related companies) in connection with the sale of Portfolio shares and/or related services. These payments to insurance companies that include the Portfolio as an underlying investment in a variable insurance contract could create a conflict of interest for the insurance companies. Such insurance companies (or their related companies) may pay a broker-dealer or other financial intermediary (such as a bank), for the sale of the Portfolio shares and/or related services. When received by a broker-dealer or other financial intermediary from an insurance company (or its related companies), such payments may create a conflict of interest by influencing the financial intermediary to recommend the Portfolio over another investment. Ask your financial advisor, visit your financial intermediary's website or see the prospectus of the insurance company separate account for more information.

VIT Inflation-Protected Securities Portfolio

Investment Objective

The investment objective of the VIT Inflation-Protected Securities Portfolio (the "Inflation-Protected Portfolio" or "Portfolio") is to provide inflation protection and earn current income consistent with inflation-protected securities.

Fees and Expenses of the Portfolio

This table describes the fees and expenses you may pay if you buy, hold or sell shares of the Inflation-Protected Portfolio. The expenses in the table do not include any fees or charges imposed by the variable insurance contract. If such fees and charges were included, the expenses would be higher.

Annual Fund Operating Expenses (expenses that you pay each year as a percentage of the value of your investment)*

Management Fee	0.09%
Other Expenses	0.02%
Total Annual Fund Operating Expenses	0.11%

* The "Management Fee" and "Total Annual Fund Operating Expenses" have been adjusted to reflect the decrease in the management fee payable by the Portfolio from 0.10% to 0.09% effective as of February 28, 2022.

EXAMPLE

This Example is meant to help you compare the cost of investing in the Inflation-Protected Portfolio with the cost of investing in other mutual funds. The Example does not include any fees or charges imposed by the variable insurance contract and if such fees were included, expenses would be higher. The Example assumes that you invest \$10,000 in the Portfolio for the time periods indicated. The Example also assumes that your investment has a 5% return each year and that the Portfolio's operating expenses remain the same. Although your actual costs may be higher or lower, based on these assumptions, your costs would be:

1 Year	3 Years	5 Years	10 Years
\$11	\$35	\$62	\$141

PORTFOLIO TURNOVER

The Inflation-Protected Portfolio pays transaction costs, such as commissions, when it buys and sells securities (or "turns over" its portfolio). A higher portfolio turnover may indicate higher transaction costs. These costs, which are not reflected in Annual Fund Operating Expenses or in the Example, affect the Portfolio's performance. During the most recent fiscal year, the Portfolio's portfolio turnover rate was 46% of the average value of its investment portfolio.

Principal Investment Strategies

The Inflation-Protected Portfolio seeks its investment objective by investing in a universe of inflation-protected securities that are structured to provide returns linked to the rate of inflation over the long-term. The Portfolio ordinarily invests in inflation-protected securities issued by the U.S. Government and its agencies and instrumentalities and the credit quality of such inflation-protected securities will be that of such applicable U.S. government, agency or instrumentality issuer.

As a non-fundamental policy, under normal circumstances, the Inflation-Protected Portfolio will invest at least 80% of its net assets in inflation-protected securities. Inflation-protected securities (also known as inflation-indexed securities) are securities whose principal and/or interest payments are adjusted for inflation, unlike conventional debt securities that make fixed principal and interest payments. Inflation-protected securities include Treasury Inflation-Protected Securities (“TIPS”), which are securities issued by the U.S. Treasury. The principal value of TIPS is adjusted for inflation (payable at maturity) and the semi-annual interest payments by TIPS equal a fixed percentage of the inflation-adjusted principal amount. These inflation adjustments are based upon the Consumer Price Index for Urban Consumers (CPI-U). The original principal value of TIPS is guaranteed. At maturity, TIPS are redeemed at the greater of their inflation-adjusted principal or par amount at original issue. Other types of inflation-protected securities may use other methods to adjust for inflation and other measures of inflation. In addition, inflation-protected securities issued by entities other than the U.S. Treasury may not provide a guarantee of principal value at maturity.

Generally, the Inflation-Protected Portfolio will purchase inflation-protected securities with maturities of between five and twenty years from the date of settlement, although at times, the Portfolio may purchase securities outside of this range. Under normal circumstances, when determining its duration, the Portfolio will consider an average duration similar to its benchmark, the Bloomberg U.S. TIPS Index, which was approximately 6.60 years as of December 31, 2022. Duration is a measure of the sensitivity of a security’s price to changes in interest rates. The longer a security’s duration, the more sensitive it will be to changes in interest rates.

The Inflation-Protected Portfolio is authorized to invest more than 25% of its total assets in Treasury bonds, bills and notes and obligations of U.S. government agencies and instrumentalities. The Portfolio may also invest in money market funds. The Portfolio will not shift the maturity of its investments in anticipation of interest rate movements.

The Inflation-Protected Portfolio may purchase or sell futures contracts and options on futures contracts, to hedge its interest rate exposure or for non-hedging purposes, such as a substitute for direct investment or to increase or decrease market exposure based on actual or expected cash inflows to or outflows from the Portfolio.

The Inflation-Protected Portfolio may lend its portfolio securities to generate additional income.

Principal Risks

Because the value of your investment in the Inflation-Protected Portfolio will fluctuate, there is the risk that you will lose money. An investment in the Portfolio is not a deposit of a bank and is not insured or guaranteed by the Federal Deposit Insurance Corporation or any other government agency. The following is a description of principal risks of investing in the Portfolio.

Market Risk: Even a long-term investment approach cannot guarantee a profit. Economic, political, and issuer-specific events will cause the value of securities, and the Portfolio that owns them, to rise or fall.

Interest Rate Risk: Fixed income securities are subject to interest rate risk because the prices of fixed income securities tend to move in the opposite direction of interest rates. When interest rates rise, fixed income security prices fall. During periods of very low or negative interest rates, the Portfolio may be subject to a greater risk of rising interest rates. When interest rates fall, fixed income security prices rise. In general, fixed income securities with longer maturities are more sensitive to changes in interest rates.

Inflation-Protected Securities Interest Rate Risk: Inflation-protected securities may react differently from other fixed income securities to changes in interest rates. Because interest rates on inflation-protected securities are adjusted for inflation, the values of these securities are not materially affected by inflation expectations. Therefore, the value of inflation-protected securities are anticipated to change in response to changes in “real” interest rates, which represent nominal (stated) interest rates reduced by the expected impact of inflation. Generally, the value of an inflation-protected security will fall when real interest rates rise and will rise when real interest rates fall.

Credit Risk: Credit risk is the risk that the issuer of a security may be unable to make interest payments and/or repay principal when due. A downgrade to an issuer’s credit rating or a perceived change in an issuer’s financial

strength may affect a security's value, and thus, impact the Portfolio's performance. Government agency obligations have different levels of credit support and, therefore, different degrees of credit risk. Securities issued by agencies and instrumentalities of the U.S. Government that are supported by the full faith and credit of the United States, such as the Federal Housing Administration and Ginnie Mae, present little credit risk. Other securities issued by agencies and instrumentalities sponsored by the U.S. Government, that are supported only by the issuer's right to borrow from the U.S. Treasury, subject to certain limitations, and securities issued by agencies and instrumentalities sponsored by the U.S. Government that are sponsored by the credit of the issuing agencies, such as Freddie Mac and Fannie Mae, are subject to a greater degree of credit risk. U.S. government agency securities issued or guaranteed by the credit of the agency may still involve a risk of non-payment of principal and/or interest.

Risks of Investing for Inflation Protection: Because the interest and/or principal payments on an inflation-protected security are adjusted periodically for changes in inflation, the income distributed by the Portfolio may be irregular. Although the U.S. Treasury guarantees to pay at maturity at least the original face value of any inflation-protected securities the Treasury issues, other issuers may not offer the same guarantee. Also, inflation-protected securities, including those issued by the U.S. Treasury, are not protected against deflation. As a result, in a period of deflation, the principal and income of inflation-protected securities held by the Portfolio will decline and the Portfolio may suffer a loss during such periods. While inflation-protected securities are expected to be protected from long-term inflationary trends, short-term increases in inflation may lead to a decline in the Portfolio's value. For example, if interest rates rise due to reasons other than inflation, the Portfolio's investment in these securities may not be protected to the extent that the increase is not reflected in the securities' inflation measures. In addition, positive adjustments to principal generally will result in taxable income to the Portfolio at the time of such adjustments (which generally would be distributed by the Portfolio as part of its taxable dividends), even though the principal amount is not paid until maturity. The current market value of inflation-protected securities is not guaranteed and will fluctuate.

Income Risk: Income risk is the risk that falling interest rates will cause the Portfolio's income to decline because, among other reasons, the proceeds from maturing short-term securities in its portfolio may be reinvested in lower-yielding securities.

Derivatives Risk: Derivatives are instruments, such as futures, and options thereon, whose value is derived from that of other assets, rates or indices. Derivatives can be used for hedging (attempting to reduce risk by offsetting one investment position with another) or non-hedging purposes. Hedging with derivatives may increase expenses, and there is no guarantee that a hedging strategy will work. While hedging can reduce or eliminate losses, it can also reduce or eliminate gains or cause losses if the market moves in a manner different from that anticipated by the Portfolio or if the cost of the derivative outweighs the benefit of the hedge. The use of derivatives for non-hedging purposes may be considered to carry more risk than other types of investments. When the Portfolio uses derivatives, the Portfolio will be directly exposed to the risks of those derivatives. Derivative instruments are subject to a number of risks including counterparty, settlement, liquidity, interest rate, market, credit and management risks, as well as the risk of improper valuation. Changes in the value of a derivative may not correlate perfectly with the underlying asset, rate or index, and the Portfolio could lose more than the principal amount invested.

Liquidity Risk: Liquidity risk exists when particular portfolio investments are difficult to purchase or sell. To the extent that the Portfolio holds illiquid investments, the Portfolio's performance may be reduced due to an inability to sell the investments at opportune prices or times. Liquid portfolio investments may become illiquid or less liquid after purchase by the Portfolio due to low trading volume, adverse investor perceptions and/or other market developments. Liquidity risk includes the risk that the Portfolio will experience significant net redemptions at a time when it cannot find willing buyers for its portfolio securities or can only sell its portfolio securities at a material loss or at increased costs. Liquidity risk can be more pronounced in periods of market turmoil or in situations where ownership of shares of the Portfolio are concentrated in one or a few investors.

Securities Lending Risk: Securities lending involves the risk that the borrower may fail to return the securities in a timely manner or at all. As a result, the Portfolio may lose money and there may be a delay in recovering the loaned securities. The Portfolio could also lose money if it does not recover the securities and/or the value of the collateral falls, including the value of investments made with cash collateral. Securities lending also may have certain adverse tax consequences.

Operational Risk: Operational risks include human error, changes in personnel, system changes, faults in communication, and failures in systems, technology, or processes. Various operational events or circumstances are outside the Advisor’s control, including instances at third parties. The Portfolio and the Advisor seek to reduce these operational risks through controls and procedures. However, these measures do not address every possible risk and may be inadequate to address these risks.

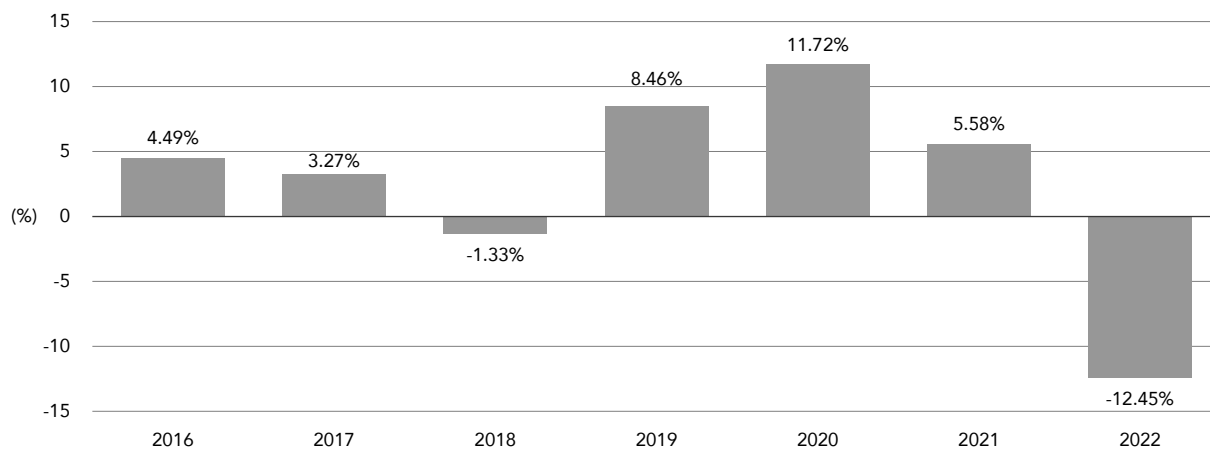
Cyber Security Risk: The Portfolio’s and its service providers’ use of internet, technology and information systems may expose the Portfolio to potential risks linked to cyber security breaches of those technological or information systems. Cyber security breaches, amongst other things, could allow an unauthorized party to gain access to proprietary information, customer data, or fund assets, or cause the Portfolio and/or its service providers to suffer data corruption or lose operational functionality.

Performance

The bar chart and table immediately following illustrate the variability of the Inflation-Protected Portfolio’s returns and are meant to provide some indication of the risks of investing in the Portfolio. The bar chart shows the changes in the Portfolio’s performance from year to year. The table illustrates how annualized one year, five year and since inception returns, both before and after taxes, compare with those of a broad measure of market performance. The Portfolio’s past performance (before and after taxes) is not an indication of future results. Updated performance information for the Portfolio can be obtained by visiting <https://www.dimensional.com/us-en/funds>.

The after-tax returns presented in the table for the Inflation-Protected Portfolio are calculated using the historical highest individual federal marginal income tax rates and do not reflect the impact of state and local taxes. Actual after-tax returns depend on an investor’s tax situation and may differ from those shown in the table. In addition, the after-tax returns shown are not relevant to investors who hold shares of the Portfolio through tax-advantaged arrangements, such as 401(k) plans or individual retirement accounts.

Inflation-Protected Portfolio—Total Returns



January 2016-December 2022

Highest Quarter
4.89% (1/16–3/16)

Lowest Quarter
-6.40% (4/22–6/22)

Annualized Returns (%)
Periods ending December 31, 2022

	1 Year	5 Years	Since 5/29/15 Inception
Inflation-Protected Portfolio			
Return Before Taxes	-12.45%	2.02%	1.86%
Return After Taxes on Distributions	-15.46%	0.46%	0.59%
Return After Taxes on Distributions and Sale of Portfolio Shares	-7.35%	0.95%	0.92%
Bloomberg U.S. TIPS Index			
(reflects no deduction for fees, expenses, or taxes on sales)	-11.85%	2.11%	2.02%

Investment Advisor/Portfolio Management

Dimensional Fund Advisors LP serves as the investment advisor for the Inflation-Protected Portfolio. Dimensional Fund Advisors Ltd. and DFA Australia Limited serve as the sub-advisors for the Portfolio. The following individuals are responsible for leading the day to day management of the Portfolio:

- **Joseph F. Kolerich**, Head of Fixed Income, Americas, member of the Investment Committee, Vice President and Senior Portfolio Manager of the Advisor, has been a portfolio manager of the Portfolio since inception (2015).
- **David A. Plecha**, Global Head of Fixed Income Portfolio Management, member of the Investment Committee, Vice President and Senior Portfolio Manager of the Advisor, has been a portfolio manager of the Portfolio since inception (2015).
- **Alan R. Hutchison**, Vice President and Senior Portfolio Manager of the Advisor, has been a portfolio manager of the Portfolio since 2016.

Purchase and Redemption of Fund Shares

Shares of the Inflation-Protected Portfolio are sold only to insurance company separate accounts funding variable life insurance contracts. Purchases and redemptions of shares of the Portfolio by a separate account will be effected at the net asset value per share. Contract owners do not deal directly with the Portfolio with respect to the acquisition or redemption of shares of the Portfolio. Please see the prospectus of the insurance company separate account for information regarding the purchase and redemption of shares of the Portfolio.

Tax Information

The dividends and distributions paid from the Inflation-Protected Portfolio to the insurance company separate accounts generally will consist of ordinary income, capital gains, or some combination of both. Because shares of the Portfolio must be purchased through separate accounts, such distributions will be exempt from current taxation by contract holders if left to accumulate within the separate account, in which case distributions generally will be taxed as ordinary income when withdrawn from the account.

Payments to Insurance Companies and Financial Intermediaries

The Inflation-Protected Portfolio and its related companies may make payments to an insurance company (and/or its related companies) in connection with the sale of Portfolio shares and/or related services. These payments to insurance companies that include the Portfolio as an underlying investment in a variable insurance contract could create a conflict of interest for the insurance companies. Such insurance companies (or their related companies) may pay a broker-dealer or other financial intermediary (such as a bank), for the sale of the Portfolio shares and/or related services. When received by a broker-dealer or other financial intermediary from an insurance company (or its related companies), such payments may create a conflict of interest by influencing the financial intermediary to recommend the Portfolio over another investment. Ask your financial advisor, visit your financial intermediary's website or see the prospectus of the insurance company separate account for more information.

VA Global Moderate Allocation Portfolio

Investment Objective

The investment objective of the VA Global Moderate Allocation Portfolio (the "Portfolio") is to seek total return consisting of capital appreciation and current income. The VA Global Moderate Allocation Portfolio is a "fund of funds," which means that the Portfolio uses its assets to purchase other mutual funds (the "Underlying Funds") managed by Dimensional Fund Advisors LP (the "Advisor").

Fees and Expenses of the Portfolio

This table describes the fees and expenses you may pay if you buy, hold or sell shares of the VA Global Moderate Allocation Portfolio. The expenses in the table do not include any fees or charges imposed by the variable insurance contract. If such fees and charges were included, the expenses would be higher.

Annual Fund Operating Expenses (expenses that you pay each year as a percentage of the value of your investment)

Management Fee	0.23%
Other Expenses	0.02%
Acquired Fund Fees & Expenses	0.20%
Total Annual Fund Operating Expenses	0.45%
Fee Waiver and/or Expense Reimbursement*	0.17%
Total Annual Fund Operating Expenses After Fee Waiver and/or Expense Reimbursement	0.28%

* The Advisor has agreed to waive certain fees and in certain instances, assume certain expenses of the VA Global Moderate Allocation Portfolio. The Fee Waiver and Expense Assumption Agreement for the Portfolio will remain in effect through February 28, 2024, and may only be terminated by the Fund's Board of Directors prior to that date. The Advisor retains the right to seek reimbursement for any fees previously waived and/or expenses previously assumed up to thirty-six months after such fee waiver and/or expense assumption.

EXAMPLE

This Example is meant to help you compare the cost of investing in the VA Global Moderate Allocation Portfolio with the cost of investing in other mutual funds. The Example does not include any fees or charges imposed by the variable insurance contract and if such fees were included, expenses would be higher. The Example assumes that you invest \$10,000 in the Portfolio for the time periods indicated. The Example also assumes that your investment has a 5% return each year and that the Portfolio's operating expenses remain the same. The costs for the Portfolio reflect the net expenses of the Portfolio that result from the contractual expense waiver in the first year only. Although your actual costs may be higher or lower, based on these assumptions your costs would be:

1 Year	3 Years	5 Years	10 Years
\$29	\$127	\$235	\$550

PORTFOLIO TURNOVER

The VA Global Moderate Allocation Portfolio generally pays transaction costs, such as commissions, when it buys and sells securities (or "turns over" its portfolio). A higher portfolio turnover may indicate higher transaction costs. The Portfolio does not pay transaction costs when buying and selling shares of the Underlying Funds; however, the Underlying Funds pay transaction costs when buying and selling securities for their portfolio. The transaction costs incurred by the Underlying Funds, which are not reflected in Annual Fund Operating Expenses or in the Example, affect the portfolio's performance. During the most recent fiscal year, the Portfolio's portfolio

turnover rate was 36% based on the weighted average portfolio turnover rates of each of the Portfolio's underlying investments.

Principal Investment Strategies

The VA Global Moderate Allocation Portfolio is a "fund of funds", which means that the Portfolio generally allocates its assets among other funds managed by the Advisor, although it has the ability to invest directly in securities and derivatives. To achieve the Portfolio's and the Underlying Funds' investment objectives, the Advisor implements an integrated investment approach that combines research, portfolio design, portfolio management, and trading functions. As further described below, the Portfolio's and the Underlying Funds' designs emphasize long-term drivers of expected returns identified by the Advisor's research, while balancing risk through broad diversification across companies and sectors. The Advisor's portfolio management and trading processes further balance those long-term drivers of expected returns with shorter-term drivers of expected returns and trading costs.

The VA Global Moderate Allocation Portfolio, under normal market circumstances, purchases shares of the Underlying Funds to achieve a moderate allocation to both global equity and global fixed income securities. Generally, the Portfolio invests its assets in domestic and international equity Underlying Funds and fixed income Underlying Funds to achieve an allocation that provides a moderate allocation to global equity securities, with an allocation of approximately 55% to 75% of the Portfolio's assets to domestic and international equity Underlying Funds and 25% to 45% of its assets to fixed income Underlying Funds. Periodically, the Advisor will review the allocations for the Portfolio in each Underlying Fund and may adjust allocations to Underlying Funds or may add or remove Underlying Funds in the Portfolio without notice to shareholders.

In addition to its allocation strategy of providing exposure to the domestic and international equity and fixed income markets through investment in the Underlying Funds, the VA Global Moderate Allocation Portfolio further diversifies its investment portfolio by allocating its assets among Underlying Funds that represent a variety of different asset classes. As of the date of this Prospectus, the Portfolio invests in: (1) domestic equity Underlying Funds that purchase a broad and diverse portfolio of securities of U.S. operating companies of all market capitalization sizes with an emphasis on smaller, lower relative price, and higher profitability companies and a domestic equity Underlying Fund that primarily invests in publicly traded REITs; (2) international equity Underlying Funds that purchase a broad and diverse portfolio of securities of companies in developed ex U.S. and emerging markets of all market capitalization sizes which may include frontier markets (emerging market countries in an earlier stage of development) with an emphasis on smaller, lower relative price, and higher profitability companies and an international equity Underlying Fund that primarily invests in publicly traded REITs and REIT-like entities; and (3) fixed income Underlying Funds that may purchase U.S. and foreign debt securities such as obligations issued or guaranteed by the U.S. and foreign governments, their agencies and instrumentalities, corporate debt obligations, bank obligations, commercial paper, repurchase agreements, money market funds, securities of domestic and foreign issuers denominated in U.S. dollars but not trading in the United States, obligations of supranational organizations and inflation-protected securities.

The Advisor may also increase or reduce the VA Global Moderate Allocation Portfolio's and/or Underlying Funds' exposure to an eligible company, or exclude a company, based on shorter-term considerations, such as a company's price momentum and investment characteristics. In assessing a company's investment characteristics, the Advisor considers ratios such as recent changes in assets divided by total assets. The criteria the Advisor uses for assessing a company's investment characteristics are subject to change from time to time. In addition, the Advisor seeks to reduce trading costs using a flexible trading approach that looks for opportunities to participate in the available market liquidity, while managing turnover and explicit transaction costs.

The VA Global Moderate Allocation Portfolio and each Underlying Fund may purchase or sell futures contracts and options on futures contracts, to increase or decrease market exposure based on actual or expected cash inflows to or outflows from the Portfolio or Underlying Fund. Certain Underlying Funds may enter into foreign currency exchange transactions, including foreign currency forward contracts, in connection with the settlement of foreign securities, to attempt to protect against uncertainty in the level of future foreign currency rates, to hedge against fluctuations in currency exchange rates or to transfer balances from one currency to another.

Certain fixed income Underlying Funds also may purchase or sell futures contracts and options on futures contracts, to hedge their interest rate or currency exposure or for non-hedging purposes, such as a substitute for direct investment. Also the Portfolio and Underlying Funds may lend their portfolio securities to generate additional income.

Certain of the Underlying Funds are available for investment only by insurance company separate accounts that fund variable life and variable annuity contracts.

A summary of the investment strategies and policies of the Underlying Funds in which the VA Global Moderate Allocation Portfolio invests as of the date of this Prospectus is described in the Portfolio's Prospectus in the section entitled "**ADDITIONAL INFORMATION ON INVESTMENT OBJECTIVES AND POLICIES—Investments in Underlying Funds.**"

Principal Risks

Because the value of your investment in the VA Global Moderate Portfolio will fluctuate, there is the risk that you will lose money. An investment in the Portfolio is not a deposit of a bank and is not insured or guaranteed by the Federal Deposit Insurance Corporation or any other government agency. The following is a description of principal risks of investing in the Portfolio.

Fund of Funds Risk: The investment performance of the Portfolio is affected by the investment performance of the Underlying Funds in which the Portfolio invests. The ability of the Portfolio to achieve its investment objective depends on the ability of the Underlying Funds to meet their investment objectives and on the Advisor's decisions regarding the allocation of the Portfolio's assets among the Underlying Funds. The Portfolio may allocate assets to an Underlying Fund or asset class that underperforms other funds or asset classes. There can be no assurance that the investment objective of the Portfolio or any Underlying Fund will be achieved. When the Portfolio invests in Underlying Funds, investors are exposed to a proportionate share of the expenses of those Underlying Funds in addition to the expenses of the Portfolio. Through its investments in the Underlying Funds, the Portfolio is subject to the risks of the Underlying Funds' investments. Certain risks of the Underlying Funds' investments are described below.

Equity Market Risk: Even a long-term investment approach cannot guarantee a profit. Economic, market, political, and issuer-specific conditions and events will cause the value of equity securities, and the Underlying Funds that own them, and, in turn, the Portfolio itself, to rise or fall. Stock markets tend to move in cycles, with periods of rising prices and periods of falling prices.

Market Risk: Even a long-term investment approach cannot guarantee a profit. Economic, political, and issuer-specific events will cause the value of securities, and the Underlying Funds that own them, and, in turn, the Portfolio itself, to rise or fall.

Foreign Securities and Currencies Risk: Foreign securities prices may decline or fluctuate because of: (a) economic or political actions of foreign governments and/or (b) less regulated or liquid securities markets. Investors holding these securities may also be exposed to foreign currency risk (the possibility that foreign currency will fluctuate in value against the U.S. dollar or that a foreign government will convert, or be forced to convert, its currency to another currency, changing its value against the U.S. dollar).

Depository receipts are generally subject to the same risks as the foreign securities that they evidence or into which they may be converted. In addition, the underlying issuers of certain depository receipts, particularly unsponsored or unregistered depository receipts, are under no obligation to distribute shareholder communications to the holders of such receipts, or to pass through to them any voting rights with respect to the deposited securities. Depository receipts that are not sponsored by the issuer may be less liquid and there may be less readily available public information about the issuer.

Foreign Government Debt Risk: The risk that: (a) the governmental entity that controls the repayment of government debt may not be willing or able to repay the principal and/or to pay the interest when it becomes

due, due to factors such as political considerations, the relative size of the governmental entity's debt position in relation to the economy, cash flow problems, insufficient foreign currency reserves, the failure to put in place economic reforms required by the International Monetary Fund or other multilateral agencies, and/or other national economic factors; (b) governments may default on their debt securities, which may require holders of such securities to participate in debt rescheduling; and (c) there is no legal or bankruptcy process by which defaulted government debt may be collected in whole or in part.

Profitability Investment Risk: High relative profitability stocks may perform differently from the market as a whole and an investment strategy purchasing these securities may cause the Portfolio or an Underlying Fund to at times underperform equity funds that use other investment strategies.

Value Investment Risk: Value stocks may perform differently from the market as a whole and an investment strategy purchasing these securities may cause the Portfolio or an Underlying Fund to at times underperform equity funds that use other investment strategies. Value stocks can react differently to political, economic, and industry developments than the market as a whole and other types of stocks. Value stocks also may underperform the market for long periods of time.

Small and Mid-Cap Company Risk: Securities of small and mid-cap companies are often less liquid than those of large companies and this could make it difficult to sell a small or mid-cap company security at a desired time or price. As a result, small and mid-cap company stocks may fluctuate relatively more in price. In general, small and mid-capitalization companies are also more vulnerable than larger companies to adverse business or economic developments and they may have more limited resources.

Emerging Markets Risk: Numerous emerging market countries have a history of, and continue to experience serious, and potentially continuing, economic and political problems. Stock markets in many emerging market countries are relatively small, expensive to trade and generally have higher risks than those in developed markets. Securities in emerging markets also may be less liquid than those in developed markets and foreigners are often limited in their ability to invest in, and withdraw assets from, these markets. Additional restrictions may be imposed under other conditions. Frontier market countries generally have smaller economies or less developed capital markets and, as a result, the risks of investing in emerging market countries are magnified in frontier market countries.

Interest Rate Risk: Fixed income securities are subject to interest rate risk because the prices of fixed income securities tend to move in the opposite direction of interest rates. When interest rates rise, fixed income security prices fall. During periods of very low or negative interest rates, the Portfolio or an Underlying Fund may be subject to a greater risk of rising interest rates. When interest rates fall, fixed income security prices rise. In general, fixed income securities with longer maturities are more sensitive to changes in interest rates.

Credit Risk: Credit risk is the risk that the issuer of a security may be unable to make interest payments and/or repay principal when due. A downgrade to an issuer's credit rating or a perceived change in an issuer's financial strength may affect a security's value, and thus, impact a fixed income Underlying Funds' performance. Government agency obligations have different levels of credit support and, therefore, different degrees of credit risk. Securities issued by agencies and instrumentalities of the U.S. Government that are supported by the full faith and credit of the United States, such as the Federal Housing Administration and Ginnie Mae, present little credit risk. Other securities issued by agencies and instrumentalities sponsored by the U.S. Government, that are supported only by the issuer's right to borrow from the U.S. Treasury, subject to certain limitations, and securities issued by agencies and instrumentalities sponsored by the U.S. Government that are sponsored by the credit of the issuing agencies, such as Freddie Mac and Fannie Mae, are subject to a greater degree of credit risk. U.S. government agency securities issued or guaranteed by the credit of the agency may still involve a risk of non-payment of principal and/or interest.

Income Risk: Income risk is the risk that falling interest rates will cause a fixed income Underlying Fund's income to decline because, among other reasons the proceeds from maturing short-term securities in its portfolio may be reinvested in lower-yielding securities.

Call Risk: Call risk is the risk that during periods of falling interest rates, an issuer will call or repay a higher-yielding fixed income security before its maturity date, forcing a fixed income Underlying Fund to reinvest in fixed income securities with lower interest rates than the original obligations.

Derivatives Risk: Derivatives are instruments, such as futures, and options thereon, and foreign currency forward contracts, whose value is derived from that of other assets, rates or indices. Derivatives can be used for hedging (attempting to reduce risk by offsetting one investment position with another) or non-hedging purposes. Hedging with derivatives may increase expenses, and there is no guarantee that a hedging strategy will work. While hedging can reduce or eliminate losses, it can also reduce or eliminate gains or cause losses if the market moves in a manner different from that anticipated by the Portfolio or if the cost of the derivative outweighs the benefit of the hedge. In regard to currency hedging, it is generally not possible to precisely match the foreign currency exposure of such foreign currency forward contracts to the value of the securities involved due to fluctuations in the market values of such securities and cash flows into and out of the Portfolio or Underlying Fund between the date a foreign currency forward contract is entered into and the date it expires. The use of derivatives for non-hedging purposes may be considered to carry more risk than other types of investments. When the Portfolio or Underlying Funds use derivatives, the Portfolio will be directly exposed to the risks of those derivatives. Derivative instruments are subject to a number of risks including counterparty, settlement, liquidity, interest rate, market, credit and management risks, as well as the risk of improper valuation. Changes in the value of a derivative may not correlate perfectly with the underlying asset, rate or index, and the Portfolio or Underlying Funds could lose more than the principal amount invested.

Securities Lending Risk: Securities lending involves the risk that the borrower may fail to return the securities in a timely manner or at all. As a result, the Underlying Funds may lose money and there may be a delay in recovering the loaned securities. The Underlying Funds could also lose money if they do not recover the securities and/or the value of the collateral falls, including the value of investments made with cash collateral. Securities lending also may have certain adverse tax consequences. To the extent that the Portfolio holds securities directly and lends those securities, it will also be subject to the foregoing risks with respect to its loaned securities.

Liquidity Risk: Liquidity risk exists when particular portfolio investments are difficult to purchase or sell. To the extent that a fixed income Underlying Fund holds illiquid investments, the fixed income Underlying Fund's performance may be reduced due to an inability to sell the investments at opportune prices or times. Liquid portfolio investments may become illiquid or less liquid after purchase by a fixed income Underlying Fund due to low trading volume, adverse investor perceptions and/or other market developments. Liquidity risk includes the risk that a fixed income Underlying Fund will experience significant net redemptions at a time when it cannot find willing buyers for its portfolio securities or can only sell its portfolio securities at a material loss or at increased costs. Liquidity risk can be more pronounced in periods of market turmoil or in situations where ownership of shares of the Portfolio are concentrated in one or a few investors.

Operational Risk: Operational risks include human error, changes in personnel, system changes, faults in communication, and failures in systems, technology, or processes. Various operational events or circumstances are outside the Advisor's control, including instances at third parties. The Portfolio, Underlying Funds, and the Advisor seek to reduce these operational risks through controls and procedures. However, these measures do not address every possible risk and may be inadequate to address these risks.

Cyber Security Risk: The Portfolio's, Underlying Funds', and their service providers' use of internet, technology and information systems may expose the Portfolio and Underlying Funds to potential risks linked to cyber security breaches of those technological or information systems. Cyber security breaches, amongst other things, could allow an unauthorized party to gain access to proprietary information, customer data, or fund assets, or cause the Portfolio, Underlying Funds, and/or their service providers to suffer data corruption or lose operational functionality.

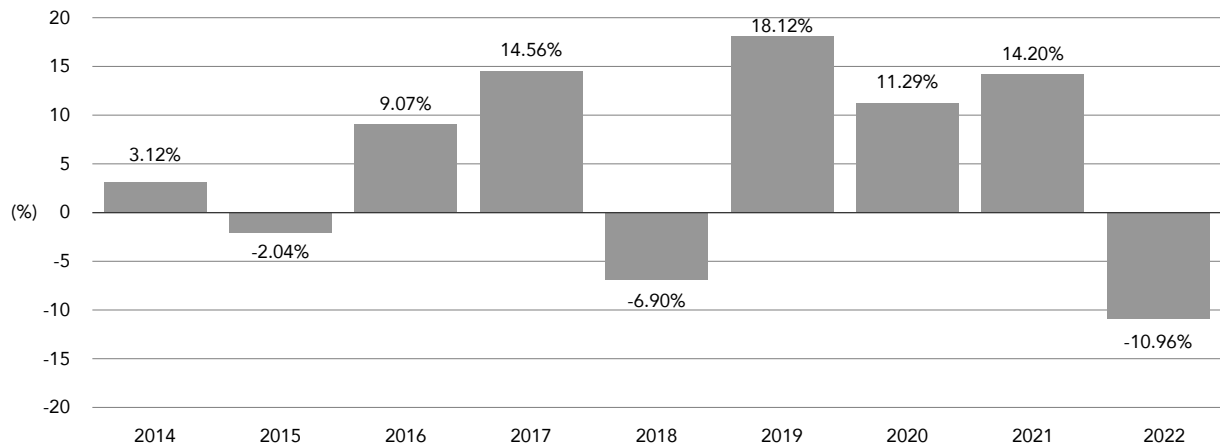
Other risks of the Underlying Funds are described in the Prospectus in the section entitled **"Additional Information Regarding Investment Risks."**

Performance

The bar chart and table immediately following illustrate the variability of the VA Global Moderate Allocation Portfolio's returns and are meant to provide some indication of the risks of investing in the Portfolio. The bar chart shows the changes in the Portfolio's performance from year to year. The table illustrates how annualized one year, five year and since inception returns, both before and after taxes, compare with those of a broad measure of market performance. The Portfolio's past performance (before and after taxes) is not an indication of future results. Updated performance information for the Portfolio can be obtained by visiting <https://www.dimensional.com/us-en/funds>.

The after-tax returns presented in the table for the VA Global Moderate Allocation Portfolio are calculated using the historical highest individual federal marginal income tax rates and do not reflect the impact of state and local taxes. Actual after-tax returns depend on an investor's tax situation and may differ from those shown in the table. In addition, the after-tax returns shown are not relevant to investors who hold shares of the Portfolio through tax-advantaged arrangements, such as 401(k) plans or individual retirement accounts.

VA Global Moderate Allocation Portfolio—Total Returns



January 2014-December 2022

Highest Quarter
14.04% (4/20–6/20)

Lowest Quarter
-16.53% (1/20–3/20)

Annualized Returns (%)
Periods ending December 31, 2022

	1 Year	5 Years	Since 4/8/13 Inception
VA Global Moderate Allocation Portfolio			
Return Before Taxes	-10.96%	4.47%	5.97%
Return After Taxes on Distributions	-11.81%	3.40%	4.99%
Return After Taxes on Distributions and Sale of Portfolio Shares	-6.26%	3.14%	4.38%
MSCI All Country World Index (net dividends)			
(reflects no deduction for fees, expenses, or taxes on sales)	-18.36%	5.23%	7.59%
FTSE World Government Bond Index, 1-3 Years, Currency-Hedged in USD Terms			
(reflects no deduction for fees, expenses, or taxes)	-2.81%	0.88%	0.88%
VA Global Moderate Allocation Composite Index⁽¹⁾			
(reflects no deduction for fees, expenses, or taxes)	-12.83%	4.05%	5.45%

⁽¹⁾ VA Global Moderate Allocation Composite Index is an unmanaged hypothetical index composed of 65% MSCI All Country World Index (net dividends) and 35% FTSE World Government Bond Index, 1-3 Years, Currency-Hedged in USD Terms.

Investment Advisor/Portfolio Management

Dimensional Fund Advisors LP serves as the investment advisor for the VA Global Moderate Allocation Portfolio. The following individuals are responsible for leading the day to day management of the Portfolio:

- **Jed S. Fogdall**, Global Head of Portfolio Management, Chairman of the Investment Committee, Vice President and Senior Portfolio Manager of the Advisor, has been a portfolio manager of the Portfolio since inception (2013).
- **Joseph F. Kolerich**, Head of Fixed Income, Americas, member of the Investment Committee, Vice President and Senior Portfolio Manager of the Advisor, has been a portfolio manager of the Portfolio since inception (2013).
- **David A. Plecha**, Global Head of Fixed Income Portfolio Management, member of the Investment Committee, Vice President and Senior Portfolio Manager of the Advisor, has been a portfolio manager of the Portfolio since inception (2013).
- **Mary T. Phillips**, Deputy Head of Portfolio Management, North America, member of the Investment Committee, Vice President and Senior Portfolio Manager of the Advisor, has been a portfolio manager of the Portfolio since 2017.
- **Allen Pu**, Deputy Head of Portfolio Management, North America, member of the Investment Committee, Vice President and Senior Portfolio Manager of the Advisor, has been a portfolio manager of the Portfolio since 2017.
- **Ashish P. Bhagwanjee**, Vice President and Senior Portfolio Manager of the Advisor, has been a portfolio manager of the Portfolio since 2020.

Purchase and Redemption of Fund Shares

Shares of the VA Global Moderate Allocation Portfolio are sold only to insurance company separate accounts or to other investment companies funded by insurance company separate accounts. Purchases and redemptions of shares of the Portfolio by a separate account will be effected at the net asset value per share. Contract owners do not deal directly with the Portfolio with respect to the acquisition or redemption of shares of the Portfolio.

Please see the prospectus of the insurance company separate account for information regarding the purchase and redemption of shares of the Portfolio.

Tax Information

The dividends and distributions paid from the VA Global Moderate Allocation Portfolio to the insurance company separate accounts generally will consist of ordinary income, capital gains, or some combination of both. Because shares of the Portfolio must be purchased through separate accounts, such distributions will be exempt from current taxation by contract holders if left to accumulate within the separate account, in which case distributions generally will be taxed as ordinary income when withdrawn from the account.

Payments to Insurance Companies and Financial Intermediaries

The VA Global Moderate Allocation Portfolio and its related companies may make payments to an insurance company (and/or its related companies) in connection with the sale of Portfolio shares and/or related services. These payments to insurance companies that include the Portfolio as an underlying investment in a variable insurance contract could create a conflict of interest for the insurance companies. Such insurance companies (or their related companies) may pay a broker-dealer or other financial intermediary (such as a bank), for the sale of the Portfolio shares and/or related services. When received by a broker-dealer or other financial intermediary from an insurance company (or its related companies), such payments may create a conflict of interest by influencing the financial intermediary to recommend the Portfolio over another investment. Ask your financial advisor, visit your financial intermediary's website or see the prospectus of the insurance company separate account for more information.

VA Equity Allocation Portfolio

Investment Objective

The investment objective of the VA Equity Allocation Portfolio (the "Portfolio") is to achieve long-term capital appreciation.

Fees and Expenses of the Portfolio

This table describes the fees and expenses you may pay if you buy, hold or sell shares of the VA Equity Allocation Portfolio. The expenses in the table do not include any fees or charges imposed by the variable insurance contract. If such fees and charges were included, the expenses would be higher.

Annual Fund Operating Expenses (expenses that you pay each year as a percentage of the value of your investment)

Management Fee	0.27%
Other Expenses	0.01%
Acquired Fund Fees and Expenses*	0.20%
Total Annual Fund Operating Expenses*	0.48%
Fee Waiver and/or Expense Reimbursement**	0.18%
Total Annual Fund Operating Expenses After Fee Waiver and/or Expense Reimbursement	0.30%

* The "Acquired Fund Fees and Expenses" and "Total Annual Fund Operating Expenses" have been restated to reflect current fees.

** Dimensional Fund Advisors LP (the "Advisor") has agreed to waive certain fees and in certain instances, assume certain expenses of the Portfolio. The Fee Waiver and Expense Assumption Agreement for the Portfolio will remain in effect through February 28, 2024, and may only be terminated by the Fund's Board of Directors prior to that date. The Advisor retains the right to seek reimbursement for any fees previously waived and/or expenses previously assumed up to thirty-six months after such fee waiver and/or expense assumption.

EXAMPLE

This Example is meant to help you compare the cost of investing in the VA Equity Allocation Portfolio with the cost of investing in other mutual funds. The Example does not include any fees or charges imposed by the variable insurance contract and if such fees were included, expenses would be higher. The Example assumes that you invest \$10,000 in the Portfolio for the time periods indicated. The Example also assumes that your investment has a 5% return each year and that the Portfolio's operating expenses remain the same. The costs for the Portfolio reflect the net expenses of the Portfolio that result from the contractual expense waiver in the first year only. Although your actual costs may be higher or lower, based on these assumptions, your costs would be:

1 Year	3 Years	5 Years	10 Years
\$31	\$136	\$251	\$586

PORTFOLIO TURNOVER

A mutual fund generally pays transaction costs, such as commissions, when it buys and sells securities (or "turns over" its portfolio). A higher portfolio turnover may indicate higher transaction costs. The VA Equity Allocation Portfolio does not pay transaction costs when buying and selling shares of other mutual funds (the "Underlying Funds"); however, the Underlying Funds pay transaction costs when buying and selling securities for their portfolio. The transaction costs incurred by the Underlying Funds, which are not reflected in Annual Fund

Operating Expenses or in the Example, affect the Portfolio's performance. During the most recent fiscal year, the Portfolio's portfolio turnover rate was 9% based on the weighted average portfolio turnover rates of each of the Portfolio's underlying investments.

Principal Investment Strategies

The VA Equity Allocation Portfolio is a "fund of funds," which means the Portfolio generally allocates its assets among other funds managed by the Advisor (the "Underlying Funds"), although it has the ability to invest directly in securities and derivatives. The Portfolio seeks to provide investors with exposure to a diversified portfolio of global equity securities. To achieve the Portfolio's and the Underlying Funds' investment objectives, the Advisor implements an integrated investment approach that combines research, portfolio design, portfolio management, and trading functions. As further described below, the Portfolio's and the Underlying Funds' designs emphasize long-term drivers of expected returns identified by the Advisor's research, while balancing risk through broad diversification across companies and sectors. The Advisor's portfolio management and trading processes further balance those long-term drivers of expected returns with shorter-term drivers of expected returns and trading costs.

The Portfolio seeks to provide investors with exposure to a diversified portfolio of global equity securities. The Portfolio is designed to invest substantially all of its assets in the following Underlying Funds: VA U.S. Large Value Portfolio, VA U.S. Targeted Value Portfolio, U.S. Core Equity 1 Portfolio, VA International Value Portfolio, VA International Small Portfolio, International Core Equity Portfolio, Emerging Markets Core Equity Portfolio, DFA International Real Estate Securities Portfolio, DFA Real Estate Securities Portfolio (each a series of DFA Investment Dimensions Group Inc.) and U.S. Large Company Portfolio (a series of Dimensional Investment Group Inc.).

Generally, the VA Equity Allocation Portfolio invests its assets in the Underlying Funds to gain exposure to equity securities with an allocation of approximately 55% to 75% of the Portfolio's assets in U.S. equity securities, 0-15% in real estate securities, 10-35% in international developed markets equity securities, and 0-20% in emerging markets equity securities. Periodically, the Advisor will review the allocations for the Portfolio in each Underlying Fund and may adjust allocations to the Underlying Funds or may add or remove Underlying Funds in the Portfolio without notice to shareholders.

As a non-fundamental policy, under normal circumstances, the VA Equity Allocation Portfolio, through its investments in the Underlying Funds, will invest at least 80% of its net assets in equity securities. Certain Underlying Funds may invest with an emphasis on securities of smaller, lower relative price, and higher profitability companies. The Portfolio may have exposure to companies in all market capitalization ranges. The Portfolio and each Underlying Fund may invest in affiliated and unaffiliated registered and unregistered money market funds to manage its cash pending investment in other securities or to maintain liquidity for the payment of redemptions or other purposes. Investments in money market funds may involve a duplication of certain fees and expenses.

The Advisor may also increase or reduce the VA Equity Allocation Portfolio's and/or Underlying Funds' exposure to an eligible company, or exclude a company, based on shorter-term considerations, such as a company's price momentum and investment characteristics. In assessing a company's investment characteristics, the Advisor considers ratios such as recent changes in assets divided by total assets. The criteria the Advisor uses for assessing a company's investment characteristics are subject to change from time to time. In addition, the Advisor seeks to reduce trading costs using a flexible trading approach that looks for opportunities to participate in the available market liquidity, while managing turnover and explicit transaction costs.

The VA Equity Allocation Portfolio and each Underlying Fund may gain exposure to companies associated with approved markets by purchasing equity securities in the form of depositary receipts, which may be listed or traded outside the issuer's domicile country. The Portfolio and each Underlying Fund may use derivatives, such as futures contracts and options on futures contracts for equity securities and indices of its approved markets or other equity market securities or indices, including those of the United States, to increase or decrease equity market exposure based on actual or expected cash inflows to or outflows from the Portfolio or Underlying Fund.

Certain Underlying Funds may enter into foreign currency exchange transactions, including foreign currency forward contracts, in connection with the settlement of foreign securities or to transfer balances from one currency to another.

The VA Equity Allocation Portfolio and Underlying Funds may lend their portfolio securities to generate additional income.

Certain of the Underlying Funds are available for investment only by insurance company separate accounts that fund variable life and variable annuity contracts.

A summary of the investment strategies and policies of the Underlying Funds in which the VA Equity Allocation Portfolio invests as of the date of this Prospectus is described in the Portfolio's Prospectus in the section entitled **"ADDITIONAL INFORMATION ON INVESTMENT OBJECTIVES AND POLICIES—Investments in Underlying Funds."**

Principal Risks

Because the value of your investment in the VA Equity Allocation Portfolio will fluctuate, there is the risk that you will lose money. An investment in the Portfolio is not a deposit of a bank and is not insured or guaranteed by the Federal Deposit Insurance Corporation or any other government agency. The following is a description of principal risks of investing in the Portfolio.

Fund of Funds Risk: The investment performance of the Portfolio is affected by the investment performance of the Underlying Funds in which the Portfolio invests. The ability of the Portfolio to achieve its investment objective depends on the ability of the Underlying Funds to meet their investment objectives and on the Advisor's decisions regarding the allocation of the Portfolio's assets among the Underlying Funds. There can be no assurance that the investment objective of the Portfolio or any Underlying Fund will be achieved. When the Portfolio invests in Underlying Funds, investors are exposed to a proportionate share of the expenses of those Underlying Funds in addition to the expenses of the Portfolio. Through its investments in the Underlying Funds, the Portfolio is subject to the risks of the Underlying Funds' investments. The risks of the Portfolio's and Underlying Funds' investments are described below.

Equity Market Risk: Even a long-term investment approach cannot guarantee a profit. Economic, market, political, and issuer-specific conditions and events will cause the value of equity securities, and the Portfolio or Underlying Fund that owns them, to rise or fall. Stock markets tend to move in cycles, with periods of rising prices and periods of falling prices.

Foreign Securities and Currencies Risk: Foreign securities prices may decline or fluctuate because of: (a) economic or political actions of foreign governments, and/or (b) less regulated or liquid securities markets. Investors holding these securities may also be exposed to foreign currency risk (the possibility that foreign currency will fluctuate in value against the U.S. dollar or that a foreign government will convert, or be forced to convert, its currency to another currency, changing its value against the U.S. dollar). The Underlying Funds do not hedge foreign currency risk.

Depository receipts are generally subject to the same risks as the foreign securities that they evidence or into which they may be converted. In addition, the underlying issuers of certain depository receipts, particularly unsponsored or unregistered depository receipts, are under no obligation to distribute shareholder communications to the holders of such receipts, or to pass through to them any voting rights with respect to the deposited securities. Depository receipts that are not sponsored by the issuer may be less liquid and there may be less readily available public information about the issuer.

Emerging Markets Risk: Numerous emerging market countries have a history of, and continue to experience serious, and potentially continuing, economic and political problems. Stock markets in many emerging market countries are relatively small, expensive to trade in and generally have higher risks than those in developed markets. Securities in emerging markets also may be less liquid than those in developed markets and foreigners

are often limited in their ability to invest in, and withdraw assets from, these markets. Additional restrictions may be imposed under other conditions. Frontier market countries generally have smaller economies or less developed capital markets and, as a result, the risks of investing in emerging market countries are magnified in frontier market countries.

Small and Mid-Cap Company Risk: Securities of small and mid-cap companies are often less liquid than those of large companies and this could make it difficult to sell a small or mid-cap company security at a desired time or price. As a result, small and mid-cap company stocks may fluctuate relatively more in price. In general, small and mid-capitalization companies are also more vulnerable than larger companies to adverse business or economic developments and they may have more limited resources.

Profitability Investment Risk: High relative profitability stocks may perform differently from the market as a whole and an investment strategy purchasing these securities may cause the Portfolio or an Underlying Fund to at times underperform equity funds that use other investment strategies.

Value Investment Risk: Value stocks may perform differently from the market as a whole and an investment strategy purchasing these securities may cause the Portfolio or an Underlying Fund to at times underperform equity funds that use other investment strategies. Value stocks can react differently to political, economic, and industry developments than the market as a whole and other types of stocks. Value stocks also may underperform the market for long periods of time.

Derivatives Risk: Derivatives are instruments, such as futures, and options thereon, and foreign currency forward contracts, whose value is derived from that of other assets, rates or indices. The use of derivatives for non-hedging purposes may be considered to carry more risk than other types of investments. When the Portfolio or an Underlying Fund uses derivatives, the Portfolio or Underlying Fund will be directly exposed to the risks of those derivatives. Derivative instruments are subject to a number of risks including counterparty, settlement, liquidity, interest rate, market, credit and management risks, as well as the risk of improper valuation. Changes in the value of a derivative may not correlate perfectly with the underlying asset, rate or index, and the Portfolio or Underlying Fund could lose more than the principal amount invested.

Securities Lending Risk: Securities lending involves the risk that the borrower may fail to return the securities in a timely manner or at all. As a result, the Portfolio or an Underlying Fund may lose money and there may be a delay in recovering the loaned securities. The Portfolio or Underlying Fund could also lose money if it does not recover the securities and/or the value of the collateral falls, including the value of investments made with cash collateral. Securities lending also may have certain adverse tax consequences.

Operational Risk: Operational risks include human error, changes in personnel, system changes, faults in communication, and failures in systems, technology, or processes. Various operational events or circumstances are outside the Advisor's control, including instances at third parties. The Portfolio, Underlying Funds, and the Advisor seek to reduce these operational risks through controls and procedures. However, these measures do not address every possible risk and may be inadequate to address these risks.

Cyber Security Risk: The Portfolio's, Underlying Funds', and their service providers' use of internet, technology and information systems may expose the Portfolio and Underlying Funds to potential risks linked to cyber security breaches of those technological or information systems. Cyber security breaches, amongst other things, could allow an unauthorized party to gain access to proprietary information, customer data, or fund assets, or cause the Portfolio, Underlying Funds, and/or their service providers to suffer data corruption or lose operational functionality.

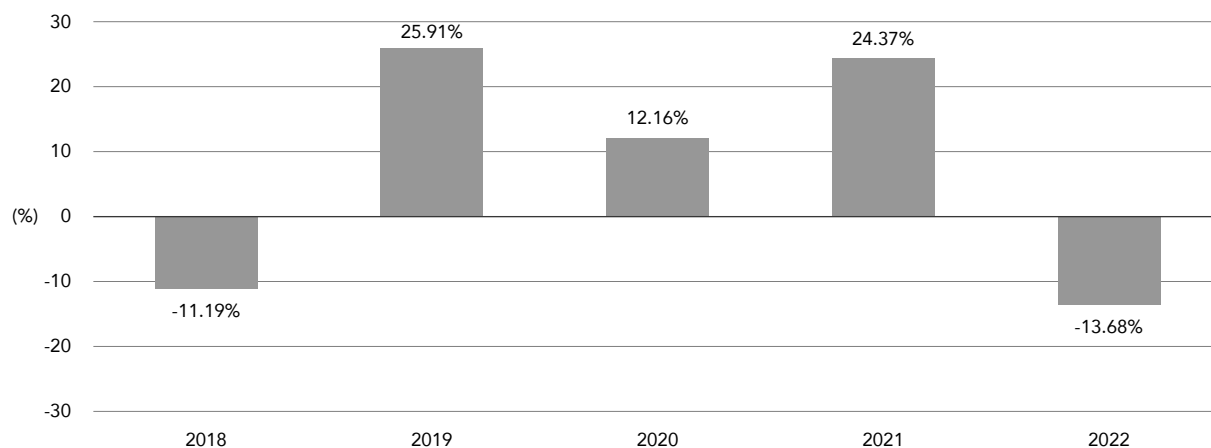
Performance

The bar chart and table immediately following illustrate the variability of the VA Equity Allocation Portfolio's returns and are meant to provide some indication of the risks of investing in the Portfolio. The bar chart shows the changes in the Portfolio's performance from year to year. The table illustrates how annualized one year, five year and since inception returns, both before and after taxes, compare with those of a broad measure of market performance. The

Portfolio's past performance (before and after taxes) is not an indication of future results. Updated performance information for the Portfolio can be obtained by visiting <https://www.dimensionalfund.com/us-en/funds>.

The after-tax returns presented in the table for the VA Equity Allocation Portfolio are calculated using the historical highest individual federal marginal income tax rates and do not reflect the impact of state and local taxes. Actual after-tax returns depend on an investor's tax situation and may differ from those shown in the table. In addition, the after-tax returns shown are not relevant to investors who hold shares of the Portfolio through tax-deferred arrangements, such as 401(k) plans or individual retirement accounts.

VA Equity Allocation Portfolio—Total Returns



January 2018-December 2022

Highest Quarter
20.70% (4/20–6/20)

Lowest Quarter
-26.56% (1/20–3/20)

Annualized Returns (%) Periods ending December 31, 2022

	1 Year	5 Years	Since 7/10/17 Inception
VA Equity Allocation Portfolio			
Return Before Taxes	-13.68%	6.13%	7.71%
Return After Taxes on Distributions	-14.87%	4.87%	6.42%
Return After Taxes on Distributions and Sale of Portfolio Shares	-7.68%	4.42%	5.67%
MSCI World Index (net dividends)			
(reflects no deduction for fees, expenses, or taxes on sales)	-18.14%	6.14%	7.54%

Investment Advisor/Portfolio Management

Dimensional Fund Advisors LP serves as the investment advisor for the VA Equity Allocation Portfolio. Dimensional Fund Advisors Ltd. and DFA Australia Limited serve as the sub-advisors for the Portfolio. The following individuals are responsible for leading the day to day management of the Portfolio:

- **Jed S. Fogdall**, Global Head of Portfolio Management, Chairman of the Investment Committee, Vice President and Senior Portfolio Manager of the Advisor, has been a portfolio manager of the Portfolio since inception (2017).

- **Allen Pu**, Deputy Head of Portfolio Management, North America, member of the Investment Committee, Vice President and Senior Portfolio Manager of the Advisor, has been a portfolio manager of the Portfolio since inception (2017).
- **Mary T. Phillips**, Deputy Head of Portfolio Management, North America, member of the Investment Committee, Vice President and Senior Portfolio Manager of the Advisor, has been a portfolio manager of the Portfolio since 2019.
- **Ashish P. Bhagwanjee**, Vice President and Senior Portfolio Manager of the Advisor, has been a portfolio manager of the Portfolio since 2020.

Purchase and Redemption of Fund Shares

Shares of the VA Equity Allocation Portfolio are sold only to insurance separate accounts or to other investment companies funded by insurance company separate accounts. Purchases and redemptions of share of the Portfolio by a separate account will be effected at the net asset value per share. Contract owners do not deal directly with the Portfolio with respect to the acquisition or redemption of shares of the Portfolio.

Tax Information

The dividends and distributions paid from the VA Equity Allocation Portfolio to the insurance company separate accounts generally will consist of ordinary income, capital gains, or some combination of both. Because shares of the Portfolio must be purchased through separate accounts, such distributions will be exempt from current taxation by contract holders if left to accumulate within the separate account, in which case distributions generally will be taxed as ordinary income when withdrawn from the account.

Payments to Insurance Companies and Financial Intermediaries

The VA Equity Allocation Portfolio and its related companies may make payments to an insurance company (and/or its related companies) in connection with the sale of Portfolio shares and/or related services. These payments to insurance companies that include the Portfolio as an underlying investment in a variable insurance contract could create a conflict of interest for the insurance companies. Such insurance companies (or their related companies) may pay a broker-dealer or other financial intermediary (such as a bank), for the sale of the Portfolio shares and/or related services. When received by a broker-dealer or other financial intermediary from an insurance company (or its related companies), such payments may create a conflict of interest by influencing the financial intermediary to recommend the Portfolio over another investment. Ask your financial advisor, visit your financial intermediary's website or see the prospectus of the insurance company separate account for more information.

Additional Information on Investment Objectives and Policies for the Portfolios

The investment company described in this Prospectus offers a variety of investment portfolios. Each of the investment company's Portfolios has its own investment objective and policies, and is the equivalent of a separate mutual fund. Institutional Class shares of the Portfolios are described in this Prospectus. The VA Global Moderate Allocation Portfolio also offers one additional class of shares, Class L10 shares, which are offered to qualified investors in a separate prospectus. The Portfolios described in this Prospectus are designed for long-term investors.

Investment Terms Used in the Prospectus

Below are the definitions of some terms that the Advisor uses to describe the investment strategies for certain Portfolios.

Free Float generally describes the number of publicly traded shares of a company.

Price Momentum generally describes the past performance of a stock relative to other stocks.

Trading Strategies generally refers to the ability to execute purchases and sales of stocks in a cost-effective manner.

Profitability generally measures a company's profit in relation to its book value or assets.

VA U.S. Large Value Portfolio and VA U.S. Targeted Value Portfolio

The investment objective of each of the Domestic Equity Portfolios is to achieve long-term capital appreciation. The VA U.S. Large Value Portfolio and VA U.S. Targeted Value Portfolio will invest in a broad and diverse group of readily marketable securities of U.S. companies which Dimensional Fund Advisors LP (the "Advisor") determines to be value stocks at the time of purchase. An equity issuer is considered to have a low relative price (i.e., a value stock) primarily because it has a low price in relation to its book value. In assessing relative price, the Advisor may consider additional factors, such as price to cash flow or price to earnings ratios. The criteria the Advisor uses for assessing relative price are subject to change from time to time. With respect to the VA U.S. Targeted Value Portfolio, the Advisor may decrease the amount that the Portfolio invests in small capitalization companies that have lower profitability and/or higher relative prices.

The VA U.S. Large Value Portfolio and VA U.S. Targeted Value Portfolio will purchase securities that are listed on the U.S. national securities exchanges. The VA U.S. Targeted Value Portfolio uses a market capitalization weighted approach. See "**Market Capitalization Weighted Approach—VA U.S. Targeted Value Portfolio and VA International Small Portfolio**" in this Prospectus.

The total market capitalization ranges, and the value criteria used by the Advisor for the VA U.S. Large Value and VA U.S. Targeted Value Portfolios, as described above, generally apply at the time of purchase by the VA U.S. Large Value and VA U.S. Targeted Value Portfolios. The VA U.S. Large Value and VA U.S. Targeted Value Portfolios are not required to dispose of a security if the security's issuer is no longer within the total market capitalization range or does not meet current value criteria. Securities which do meet the market capitalization and/or value criteria nevertheless may be sold at any time when, in the Advisor's judgment, circumstances warrant their sale. See "**Portfolio Transactions—Domestic and International Equity Portfolios**" in this Prospectus.

The VA U.S. Large Value Portfolio and VA U.S. Targeted Value Portfolio may invest in exchange-traded funds (ETFs) for the purpose of gaining exposure to the U.S. stock market while maintaining liquidity. In addition to money market instruments and other short-term investments, the Portfolios may each invest in affiliated and unaffiliated registered and unregistered money market funds to manage cash pending investment in other securities or to maintain liquidity for the payment of redemptions or other purposes. Investments in ETFs and money market funds may involve a duplication of certain fees and expenses.

VA International Value Portfolio

The investment objective of the VA International Value Portfolio is to achieve long-term capital appreciation. The Portfolio seeks to achieve its investment objective by purchasing the securities of large non-U.S. companies which the Advisor determines to be value stocks at the time of the purchase. The Advisor may overweight certain stocks, including smaller companies, lower relative price stocks and/or higher profitability stocks within the large-cap value segment of developed ex U.S. markets. An equity issuer is considered to have a low relative price (i.e., a value stock) primarily because it has a low price in relation to its book value. In assessing relative price, the Advisor may consider additional factors, such as price to cash flow or price to earnings ratios. The Advisor may also adjust the representation in the Portfolio of an eligible company, or exclude a company, after considering such factors as free float, price momentum, trading strategies, liquidity, size, relative price, profitability, and other factors that the Advisor determines to be appropriate. An equity issuer is considered to have high profitability because it has high earnings or profits from operations in relation to its book value or assets. The criteria the Advisor uses for assessing relative price and profitability are subject to change from time to time. As of the date of this Prospectus, the Portfolio may invest in the securities of large companies associated with Australia, Austria, Belgium, Canada, Denmark, Finland, France, Germany, Hong Kong, Ireland, Israel, Italy, Japan, the Netherlands, New Zealand, Norway, Portugal, Singapore, Spain, Sweden, Switzerland and the United Kingdom (collectively, the "Approved Markets"). The Advisor will determine, in its discretion, when and whether to invest in countries that have been authorized as Approved Markets, depending on a number of factors, including, but not limited to, asset growth in the Portfolio, constraints imposed in Approved Markets, and other characteristics of each country's markets. The Investment Committee of the Advisor may designate other countries as Approved Markets for investment in the future, in addition to the countries identified above, or the Investment Committee may remove one or more countries from the list of Approved Markets. Although the Advisor does not intend to purchase securities not associated with an Approved Market, the Portfolio may acquire such securities in connection with corporate actions or other reorganizations or transactions with respect to securities that are held by the Portfolio from time to time. In addition, the Portfolio may continue to hold investments in countries that are not currently designated as Approved Markets, but had been authorized for investment in the past, and may reinvest distributions received in connection with such existing investments in such previously Approved Markets. (For a description of the securities approved for investment, see "**Approved Markets**").

Under normal market conditions, the VA International Value Portfolio intends to invest at least 40% of its assets in three or more non-U.S. countries by investing in securities of companies associated with such countries.

In the countries or regions authorized for investment, the Advisor first ranks eligible companies listed on selected exchanges based on the companies' market capitalization. The Advisor then determines the universe of eligible stocks by defining the minimum market capitalization of a large company that may be purchased by the VA International Value Portfolio with respect to each country or region. Based on market capitalization data as of December 31, 2022, for the Portfolio, the market capitalization of a large company in any country or region in which the Portfolio invests would be \$1,325 million or above. This threshold will change due to market conditions. For example, based on market capitalization data as of December 31, 2022, the Advisor considered a large company in the European Economic and Monetary Union (EMU) to have a market capitalization of at least \$6,125 million, a large company in Norway to have a market capitalization of at least \$1,765 million, and a large company in Switzerland to have a market capitalization of at least \$8,202 million. These thresholds will change due to market conditions.

On at least a semi-annual basis, the Advisor will prepare lists of non-U.S. large companies whose stocks are eligible for investment by the VA International Value Portfolio.

The VA International Value Portfolio does not seek current income as an investment objective and investments will not be based upon an issuer's dividend payment policy or record. However, many of the companies whose securities will be included in the Portfolio do pay dividends. It is anticipated, therefore, that the Portfolio will receive dividend income.

The VA International Value Portfolio may invest in exchange-traded funds (ETFs) for the purpose of gaining exposure to the equity markets while maintaining liquidity. In addition to money market instruments and other short-term investments, the Portfolio may invest in affiliated and unaffiliated registered and unregistered money

market funds to manage cash pending investment in other securities or to maintain liquidity for the payment of redemptions or other purposes. Investments in ETFs and money market funds may involve a duplication of certain fees and expenses.

VA International Small Portfolio

The investment objective of the VA International Small Portfolio is to achieve long-term capital appreciation. It provides investors with access to securities of small Japanese, United Kingdom, Continental European, Asia Pacific and Canadian companies. It generally will invest its assets in a broad and diverse group of readily marketable securities of (1) Japanese small companies; (2) United Kingdom small companies; (3) small companies organized under the laws of certain European countries; (4) small companies associated with Australia, New Zealand and Pacific Rim Asian countries; and (5) Canadian small companies (collectively, the "Approved Markets"). The VA International Small Portfolio also may have some exposure to small cap equity securities associated with other countries and regions. The Advisor will determine, in its discretion, when and whether to invest in countries that have been authorized as Approved Markets, depending on a number of factors, including, but not limited to, asset growth in the Portfolio, constraints imposed in Approved Markets, and other characteristics of each country's markets. The Investment Committee of the Advisor may designate other countries as Approved Markets for investment in the future, in addition to the Approved Markets identified above, or may remove one or more countries from the list of Approved Markets. Although the Advisor does not intend to purchase securities not associated with an Approved Market, the Portfolio may acquire such securities in connection with corporate actions or other reorganizations or transactions with respect to securities that are held by the Portfolio from time to time. In addition, the Portfolio may continue to hold investments in countries that are not currently designated as Approved Markets, but had been authorized for investment in the past, and may reinvest distributions received in connection with such existing investments in such previously Approved Markets. The Advisor will determine the allocation of assets among the Approved Markets and will periodically review and adjust such allocation, all in its sole discretion. (For a description of the securities approved for investment, see "**Approved Markets**").

The VA International Small Portfolio intends to invest in the stock of eligible companies on a market capitalization weighted approach. See "**Market Capitalization Weighted Approach—VA U.S. Targeted Value Portfolio and VA International Small Portfolio.**" The decision to include or exclude the shares of an issuer will be made on the basis of such issuer's relative market capitalization determined by reference to other companies located in the same country or region. Company size is measured in terms of local currencies in order to eliminate the effect of variations in currency exchange rates. On a periodic basis, the Advisor will review the Portfolio's holdings and determine which, at the time of such review, are no longer considered Japanese, United Kingdom, Continental European, Asia Pacific or Canadian small companies or otherwise in an eligible country. The Advisor may decrease the amount that the Portfolio invests in small capitalization companies that have lower profitability and/or higher relative prices.

The VA International Small Portfolio may invest in exchange-traded funds (ETFs) for the purpose of gaining exposure to the equity markets while maintaining liquidity. In addition to money market instruments and other short-term investments, the Portfolio may invest in affiliated and unaffiliated registered and unregistered money market funds to manage cash pending investment in other securities or to maintain liquidity for the payment of redemptions or other purposes. Investments in ETFs and money market funds may involve a duplication of certain fees and expenses.

Japanese Small Company Segment

The Portfolio is authorized to purchase readily marketable securities of a broad and diverse group of Japanese small companies. The Advisor measures company size based primarily on market capitalization. With respect to this segment of the Portfolio, the Advisor first ranks eligible companies by market capitalization. The Advisor then determines the universe of eligible stocks by defining the maximum market capitalization of a small company in Japan. Based on market capitalization data as of December 31, 2022, the Advisor would consider Japanese small companies to be those companies with a market capitalization below \$2,035 million. This threshold will change due to market conditions.

United Kingdom Small Company Segment

The Portfolio is authorized to purchase readily marketable securities of a broad and diverse group of United Kingdom small companies. The Advisor measures company size based primarily on market capitalization. With respect to this segment of the Portfolio, the Advisor first ranks eligible companies by market capitalization. The Advisor then determines the universe of eligible stocks by defining the maximum market capitalization of a small company in the United Kingdom. Based on market capitalization data as of December 31, 2022, the Advisor would consider United Kingdom small companies to be those companies with a market capitalization below \$3,773 million. This threshold will change due to market conditions.

Continental Small Company Segment

The Portfolio is authorized to purchase readily marketable securities of a broad and diverse group of small companies organized under the laws of certain European countries. As of the date of this Prospectus, the Portfolio may invest in small companies associated with Austria, Belgium, Denmark, Finland, France, Germany, Ireland, Israel, Italy, the Netherlands, Norway, Portugal, Spain, Sweden and Switzerland. With respect to this segment of the Portfolio, the Advisor determines company size on a country or region specific basis and based primarily on market capitalization. In the countries or regions authorized for investment, the Advisor first ranks eligible companies listed on selected exchanges based on the companies' market capitalization. The Advisor then determines the universe of eligible stocks by defining the maximum market capitalization of a small company that may be purchased with respect to each country or region. This threshold will vary by country or region. For example, based on market capitalization data as of December 31, 2022, the Advisor would consider a small company in the EMU to have a market capitalization below \$6,125 million, a small company in Norway to have a market capitalization below \$1,765 million, and a small company in Switzerland to have a market capitalization below \$8,202 million. These thresholds will change due to market conditions.

Asia Pacific Small Company Segment

The Portfolio is authorized to purchase securities of small companies associated with Australia, New Zealand and Pacific Rim Asian countries. With respect to this segment of the Portfolio, the Advisor measures company size on a country specific basis and based primarily on market capitalization. In the countries authorized for investment, the Advisor first ranks eligible companies based on the companies' market capitalization. The Advisor then determines the universe of eligible stocks by defining the maximum market capitalization of a small company that may be purchased by the Portfolio with respect to each country authorized for investment. This threshold will vary by country. Based on market capitalization as of December 31, 2022, for the Portfolio, the market capitalization of a small company in any country in which the Portfolio invests would be below \$4,411 million. Based on market capitalization data as of December 31, 2022, the Advisor considered Asia Pacific small companies to be those companies with a market capitalization below \$2,547 million in Australia, \$4,411 million in Hong Kong, \$1,593 million in New Zealand and \$3,707 million in Singapore. These thresholds will change due to market conditions. As of the date of this Prospectus, the Portfolio is authorized to invest in Asia Pacific small companies associated with Australia, Hong Kong, New Zealand and Singapore. In the future, the Advisor may add small companies associated with other Asian countries as securities markets in these countries become accessible.

Canadian Small Company Segment

The Portfolio is authorized to purchase readily marketable securities of a broad and diverse group of Canadian small companies. The Advisor measures company size based primarily on market capitalization. The Advisor first ranks eligible companies by market capitalization. The Advisor then determines the universe of eligible stocks by defining the maximum market capitalization of a small company in Canada. Based on market capitalization data as of December 31, 2022, the Advisor would consider Canadian small companies to be those companies with a market capitalization below \$4,110 million. This threshold will change due to market conditions.

APPROVED MARKETS

The VA International Value Portfolio and VA International Small Portfolio (each an "International Equity Portfolio" and collectively, the "International Equity Portfolios") each invests in securities of Approved Markets as identified

above for each International Equity Portfolio. The Approved Markets securities invested in by each International Equity Portfolio will be listed on bona fide securities exchanges or traded on the over-the-counter markets. These exchanges or over-the-counter markets may be either within or outside the issuer's domicile country. For example, the securities may be listed or traded in the form of European Depositary Receipts ("EDRs"), Global Depositary Receipts ("GDRs"), American Depositary Receipts ("ADRs"), or other types of depositary receipts (including non-voting depositary receipts) or may be listed on bona fide securities exchanges in more than one country. Approved Market securities are defined as securities that are associated with an Approved Market ("Approved Market Securities"). Approved Market Securities are: (a) securities of companies that are organized under the laws of, or maintain their principal place of business in, an Approved Market; (b) securities for which the principal trading market is in an Approved Market; (c) securities issued or guaranteed by the government of an Approved Market country, its agencies or instrumentalities, or the central bank of such country; (d) securities of companies that derive at least 50% of their revenues or profits from goods produced or sold, investments made, or services performed in Approved Markets or have at least 50% of their assets in Approved Markets; (e) securities included in the International Equity Portfolio's benchmark index, which tracks Approved Markets; or (f) depositary shares of companies associated with Approved Markets under the criteria above. Securities of Approved Markets may include securities of companies that have characteristics and business relationships common to companies in other countries. As a result, the value of the securities of such companies may reflect economic and market forces in such other countries as well as in the Approved Markets. The Advisor, however, will select only those companies that, in its view, have sufficiently strong exposure to economic and market forces in Approved Markets that satisfy the criteria described above. The International Equity Portfolios also may obtain exposure to Approved Market Securities by investing in derivative instruments that derive their value from Approved Market Securities, or by investing in securities of pooled investment vehicles that invest at least 80% of their assets in Approved Market Securities.

PORTFOLIO TRANSACTIONS—DOMESTIC AND INTERNATIONAL EQUITY PORTFOLIOS

The Domestic and International Equity Portfolios generally do not intend to purchase or sell securities based on the prospects for the economy, the securities markets or the individual issuers whose shares are eligible for purchase. Generally, securities will be purchased with the expectation that they will be held for longer than one year.

The VA U.S. Large Value and VA International Value Portfolios may sell portfolio securities when the issuer's market capitalization falls below that of the issuer with the minimum market capitalization which is then eligible for purchase by the Portfolio. The VA U.S. Targeted Value Portfolio may sell portfolio securities when the issuer's market capitalization increases to a level that exceeds that of the issuer with the largest market capitalization which is then eligible for investment by the Portfolio. However, securities, including those eligible for purchase, may be sold at any time when, in the Advisor's judgment, circumstances warrant their sale.

In addition, the VA U.S. Large Value and VA International Value Portfolios may sell portfolio securities when their price to book ratio rises above that of the security with the highest such ratio that is then eligible for purchase by the Portfolio. The VA U.S. Targeted Value Portfolio may also sell portfolio securities in the same circumstances; however, that Portfolio may retain securities of issuers with relatively smaller market capitalizations for longer periods, despite a decrease in the issuer's price to book ratio. The VA International Small Portfolio will not sell securities which have depreciated in value solely because prospects for the issuer are not considered attractive or due to an expected or realized decline in securities prices in general.

In attempting to respond to adverse market, economic, political, or other considerations, the Domestic and International Equity Portfolios may, from time to time, invest their assets in a temporary defensive manner that is inconsistent with the Portfolios' principal investment strategies. In these circumstances, the Domestic and International Equity Portfolios may be unable to achieve their investment objectives.

MARKET CAPITALIZATION WEIGHTED APPROACH—VA U.S. TARGETED VALUE PORTFOLIO AND VA INTERNATIONAL SMALL PORTFOLIO

The portfolio structures of the VA U.S. Targeted Value Portfolio and the VA International Small Portfolio involve market capitalization weighting in determining individual security weights and, where applicable, country or region weights. Market capitalization weighting means each security is generally purchased based on the issuer's

relative market capitalization. Market capitalization weighting may be modified by the Advisor for a variety of reasons. The Advisor may adjust the representation in a Portfolio of an eligible company, or exclude a company, after considering such factors as free float, price momentum, trading strategies, liquidity, size, relative price, profitability, investment characteristics, and other factors that the Advisor determines to be appropriate. An equity issuer is considered to have a low relative price (i.e., a value stock) primarily because it has a low price in relation to its book value. In assessing relative price, the Advisor may consider additional factors such as price to cash flow or price to earnings ratios. An equity issuer is considered to have high profitability because it has high earnings or profits from operations in relation to its book value or assets. With respect to the Portfolios' investments in small capitalization companies, the Advisor may consider a small capitalization company's investment characteristics as compared to other eligible companies when making investment decisions and may exclude a small capitalization company with high investment as measured by the company's recent asset growth. The Portfolios will generally not exclude more than 5% of the eligible small capitalization company universe within each eligible country based on such investment characteristics. The Advisor may decrease the amount that the Portfolios invest in small capitalization companies that have lower profitability and/or higher relative prices. The criteria the Advisor uses for assessing relative price, profitability or investment characteristics are subject to change from time to time. The Advisor may deviate from market capitalization weighting to limit or fix the exposure of a Portfolio to a particular issuer to a maximum proportion of the assets of the Portfolio. The Advisor may exclude the stock of a company that meets applicable market capitalization criterion if the Advisor determines, in its judgment, that the purchase of such stock is inappropriate in light of other conditions. These adjustments will result in a deviation from traditional market capitalization weighting.

Adjustment for free float modifies market capitalization weighting to exclude the share capital of a company that is not freely available for trading in the public equity markets. For example, the following types of shares may be excluded: (i) those held by strategic investors (such as governments, controlling shareholders and management), (ii) treasury shares, or (iii) shares subject to foreign ownership restrictions.

Furthermore, the Advisor may reduce the relative amount of any security held in order to retain sufficient portfolio liquidity. A portion, but generally not in excess of 20% of assets, may be invested in interest bearing obligations, such as money market instruments, thereby causing further deviation from market capitalization weighting. A further deviation may occur due to holdings of securities received in connection with corporate actions.

Block purchases of eligible securities may be made at opportune prices, even though such purchases exceed the number of shares that, at the time of purchase, adherence to a market capitalization weighted approach would otherwise require. In addition, securities eligible for purchase or otherwise represented in the VA U.S. Targeted Value Portfolio or VA International Small Portfolio may be acquired in exchange for the issuance of shares. While such transactions might cause a deviation from market capitalization weighting, they would ordinarily be made in anticipation of further growth of assets.

Generally, changes in the composition and relative ranking (in terms of market capitalization) of the stocks that are eligible for purchase take place with every trade when the securities markets are open for trading due, primarily, to price changes of such securities. On at least a semi-annual basis, the Advisor will identify companies whose stock is eligible for investment by the VA U.S. Targeted Value Portfolio or VA International Small Portfolio. Additional investments generally will not be made in securities that have changed in value sufficiently to be excluded from the Advisor's then current market capitalization requirement for eligible portfolio securities. This may result in further deviation from market capitalization weighting. Such deviation could be substantial if a significant amount of holdings of a Portfolio change in value sufficiently to be excluded from the requirement for eligible securities, but not by a sufficient amount to warrant their sale.

Country weights may be based on the total market capitalization of companies within each country. The country weights may take into consideration the free float of companies within a country or whether these companies are eligible to be purchased for the particular strategy. In addition, to maintain a satisfactory level of diversification, the Investment Committee may limit or fix the exposure to a particular country or region to a maximum proportion of the assets of that vehicle. Country weights may also vary due to general day-to-day trading patterns and price movements. The weighting of certain countries may vary from their weighting in published international indices.

VA Global Moderate Allocation Portfolio and VA Equity Allocation Portfolio

The Advisor seeks to construct a diversified portfolio for the VA Global Moderate Allocation Portfolio and VA Equity Allocation Portfolio by purchasing shares of Underlying Funds that invest in equity securities of domestic issuers (the "Domestic Equity Underlying Funds") and international issuers (the "International Equity Underlying Funds" and together with the Domestic Equity Underlying Funds, the "Equity Underlying Funds"). The VA Global Moderate Allocation Portfolio will also purchase shares of Underlying Funds that invest in fixed income securities of domestic and international issuers (the "Fixed Income Underlying Funds").

The investment objective of the VA Global Moderate Allocation Portfolio is to seek total return consisting of capital appreciation and current income. To achieve its investment objective, the VA Global Moderate Allocation Portfolio, under normal market circumstances, purchases shares of the Underlying Funds to achieve a moderate allocation to global equity securities. Generally, a moderate allocation to global equity securities is achieved by investing approximately 55% to 75% of the VA Global Moderate Allocation Portfolio's assets in Equity Underlying Funds and 25% to 45% of its assets in Fixed Income Underlying Funds. With respect to investments in Equity Underlying Funds, the Portfolio may invest its assets in both Domestic Equity Underlying Funds and International Equity Underlying Funds.

The investment objective of the VA Equity Allocation Portfolio is to achieve long-term capital appreciation. The Portfolio typically allocates its assets in the Underlying Funds to gain exposure to equity securities with an allocation of approximately 55% to 75% of the Portfolio's assets in U.S. equity securities, 0-15% in real estate securities, 10-35% in international developed markets equity securities, and 0-20% in emerging markets equity securities.

As of the date of this Prospectus, the VA Global Moderate Allocation Portfolio and VA Equity Allocation Portfolio are expected to invest mainly in the Underlying Funds listed below, each an investment portfolio of the Fund other than the U.S. Large Company Portfolio, which is a series of Dimensional Investment Group Inc. While the VA Global Moderate Allocation Portfolio and VA Equity Allocation Portfolio currently intend to invest in the Underlying Funds identified below, the Portfolios may add or eliminate Underlying Funds as may be determined from time to time by the Advisor without notice to shareholders.

VA Global Moderate Allocation Portfolio

Domestic Equity Underlying Funds—DFA Real Estate Securities Portfolio, U.S. Core Equity 1 Portfolio, U.S. Core Equity 2 Portfolio and VA U.S. Large Value Portfolio.

International Equity Underlying Funds—International Core Equity Portfolio, Emerging Markets Core Equity Portfolio, DFA International Real Estate Securities Portfolio, and VA International Value Portfolio.

Fixed Income Underlying Funds—DFA Two-Year Global Fixed Income Portfolio, DFA Selectively Hedged Global Fixed Income Portfolio, VA Global Bond Portfolio and VA Short-Term Fixed Portfolio.

VA Equity Allocation Portfolio

Domestic Equity Underlying Funds—VA U.S. Large Value Portfolio, VA U.S. Targeted Value Portfolio, U.S. Large Company Portfolio, U.S. Core Equity 1 Portfolio and DFA Real Estate Securities Portfolio.

International Equity Underlying Funds—International Core Equity Portfolio, Emerging Markets Core Equity Portfolio, DFA International Real Estate Securities Portfolio, VA International Value Portfolio and VA International Small Portfolio.

Periodically, the Advisor will review the allocations for the VA Global Moderate Allocation Portfolio and VA Equity Allocation Portfolio in each Underlying Fund and may adjust allocations to Underlying Funds or may add or remove Underlying Funds in the Portfolios without notice to shareholders. To maintain allocation ranges, adjustments may be made by purchasing or selling shares of the Underlying Funds or applying future investments and redemptions by the Portfolios are in proportions necessary to rebalance the investments in the Underlying Funds.

In addition to other short-term investments, the Portfolios and Underlying Funds may invest in affiliated and unaffiliated registered and unregistered money market funds to manage cash pending investment or to maintain liquidity for the payment of redemptions or other purposes. Investments in money market funds may involve a duplication of certain fees and expenses.

In attempting to respond to adverse market, economic, political, or other considerations, the VA Global Moderate Allocation Portfolio, VA Equity Allocation Portfolio and the Underlying Funds may, from time to time, invest their assets in a temporary defensive manner that is inconsistent with the VA Global Moderate Allocation Portfolio's, VA Equity Allocation Portfolio's or the Underlying Funds' principal investment strategies. In these circumstances, the VA Global Moderate Allocation Portfolio, VA Equity Allocation Portfolio or Underlying Funds may be unable to achieve their investment objectives.

INVESTMENTS IN UNDERLYING FUNDS

Investment Objectives, Strategies and Policies of the Underlying Funds

The following is a summary of the investment strategies, objectives and policies of the Underlying Funds in which the VA Global Moderate Allocation Portfolio and/or VA Equity Allocation Portfolio invest as of the date of this Prospectus that are not described in this Prospectus. Additional information concerning the investment policies of the Underlying Funds may be found in the Portfolios' Statement of Additional Information ("SAI").

Domestic Equity Underlying Funds

DFA Real Estate Securities Portfolio—The investment objective of the DFA Real Estate Securities Portfolio is to achieve long-term capital appreciation. The Portfolio, using a market capitalization weighted approach, purchases readily marketable equity securities of companies whose principal activities include ownership, management, development, construction, or sale of residential, commercial or industrial real estate. The Portfolio will principally invest in equity securities of companies in certain REITs and companies engaged in residential construction and firms, except partnerships, whose principal business is to develop commercial property. A company's market capitalization is the number of its shares outstanding times its price per share. Under a market capitalization weighted approach, companies with higher market capitalizations generally represent a larger proportion of the Portfolio than companies with relatively lower market capitalizations. The Advisor may adjust the representation in the Portfolio of an eligible company, or exclude a company, after considering such factors as free float, price momentum, trading strategies, liquidity, size, relative price, profitability, and other factors that the Advisor determines to be appropriate. An equity issuer is considered to have a low relative price (i.e., a value stock) primarily because it has a low price in relation to its book value. In assessing relative price, the Advisor may consider additional factors such as price to cash flow or price to earnings ratios. An equity issuer is considered to have high profitability because it has high earnings or profits from operations in relation to its book value or assets. The criteria the Advisor uses for assessing relative price and profitability are subject to change from time to time.

U.S. Core Equity 1 Portfolio—The investment objective of the U.S. Core Equity 1 Portfolio is to achieve long-term capital appreciation. The Portfolio is designed to purchase a broad and diverse group of securities of U.S. companies. The Portfolio invests in companies of all sizes, with increased exposure to smaller capitalization, lower relative price, and higher profitability companies as compared to their representation in the U.S. Universe. The Advisor generally defines the U.S. Universe as a market capitalization weighted set (e.g., the larger the company, the greater the proportion of the U.S. Universe it represents) of U.S. operating companies listed on a securities exchange in the United States that is deemed appropriate by the Advisor. The Portfolio's increased exposure to smaller capitalization, lower relative price, and higher profitability companies may be achieved by decreasing the allocation of the Portfolio's assets to larger capitalization, higher relative price, or lower profitability U.S. companies relative to their weight in the U.S. Universe. An equity issuer is considered to have a high relative price (i.e., a growth stock) primarily because it has a high price in relation to its book value. An equity issuer is considered to have a low relative price (i.e., a value stock) primarily because it has a low price in relation to its book value. In assessing relative price, the Advisor may consider additional factors such as price to cash flow or price to earnings ratios. An equity issuer is considered to have high profitability because it has high earnings or profits from operations in relation to its book value or assets. The criteria the Advisor uses for assessing relative price and profitability are subject to change from time to time.

The Advisor may also increase or reduce the U.S. Core Equity 1 Portfolio's exposure to an eligible company, or exclude a company, based on shorter-term considerations, such as a company's price momentum and investment characteristics. In assessing a company's investment characteristics, the Advisor considers ratios such as recent changes in assets divided by total assets. The criteria the Advisor uses for assessing a company's investment characteristics are subject to change from time to time. In addition, the Advisor seeks to reduce trading costs using a flexible trading approach that looks for opportunities to participate in the available market liquidity, while managing turnover and explicit transaction costs.

The percentage allocation of the assets of the U.S. Core Equity 1 Portfolio to securities of the largest U.S. high relative price companies as defined above will generally be reduced from between 2.5% and 25% of their percentage weight in the U.S. Universe. For example, as of December 31, 2022, securities of the largest U.S. high relative price companies comprised 44% of the U.S. Universe and the Advisor allocated approximately 35% of the U.S. Core Equity 1 Portfolio to securities of the largest U.S. high relative price companies. The percentage by which the Portfolio's allocation to securities of the largest U.S. high relative price companies is reduced will change due to market movements.

U.S. Core Equity 2 Portfolio—The investment objective of the U.S. Core Equity 2 Portfolio is to achieve long-term capital appreciation. The Portfolio is designed to purchase a broad and diverse group of securities of U.S. companies. The Portfolio invests in companies of all sizes, with increased exposure to smaller capitalization, lower relative price, and higher profitability companies as compared to their representation in the U.S. Universe. The Advisor generally defines the U.S. Universe as a market capitalization weighted set (e.g., the larger the company, the greater the proportion of the U.S. Universe it represents) of U.S. operating companies listed on a securities exchange in the United States that is deemed appropriate by the Advisor. The Portfolio's increased exposure to smaller capitalization, lower relative price, and higher profitability companies may be achieved by decreasing the allocation of the Portfolio's assets to larger capitalization, higher relative price, or lower profitability U.S. companies relative to their weight in the U.S. Universe. An equity issuer is considered to have a high relative price (i.e., a growth stock) primarily because it has a high price in relation to its book value. An equity issuer is considered to have a low relative price (i.e., a value stock) primarily because it has a low price in relation to its book value. In assessing relative price, the Advisor may consider additional factors such as price to cash flow or price to earnings ratios. An equity issuer is considered to have high profitability because it has high earnings or profits from operations in relation to its book value or assets. The criteria the Advisor uses for assessing relative price and profitability are subject to change from time to time. The Advisor may also increase or reduce the Portfolio's exposure to an eligible company, or exclude a company, based on shorter-term considerations, such as a company's price momentum and investment characteristics. In assessing a company's investment characteristics, the Advisor considers ratios such as recent changes in assets divided by total assets. The criteria the Advisor uses for assessing a company's investment characteristics are subject to change from time to time. In addition, the Advisor seeks to reduce trading costs using a flexible trading approach that looks for opportunities to participate in the available market liquidity, while managing turnover and explicit transaction costs.

The percentage allocation of the assets of the U.S. Core Equity 2 Portfolio to securities of the largest U.S. high relative price companies as defined above will generally be reduced from between 5% and 35% of their percentage weight in the U.S. Universe. For example, as of December 31, 2022, securities of the largest U.S. high relative price companies comprised 44% of the U.S. Universe and the Advisor allocated approximately 31% of the U.S. Core Equity 2 Portfolio to securities of the largest U.S. high relative price companies. The percentage by which the Portfolio's allocation to securities of the largest U.S. high relative price companies is reduced will change due to market movements.

U.S. Large Company Portfolio—The U.S. Large Company Portfolio generally invests in the stocks that comprise the S&P 500® Index in approximately the proportions they are represented in the S&P 500® Index. The S&P 500® Index is composed of a broad and diverse group of stocks. Generally, these are the U.S. stocks with the largest market capitalizations and, as a group, they generally represent approximately 80% of the total market capitalization of all publicly traded U.S. stocks. For the Portfolio, the Advisor considers the stocks that comprise the S&P 500® Index to be those of large companies. Under normal market conditions, at least 95% of the Portfolio's net assets will be invested in the stocks that comprise the S&P 500® Index. As a non-fundamental policy, under normal circumstances, the Portfolio will invest at least 80% of its net assets in securities of large U.S. companies.

International Equity Underlying Funds

International Core Equity Portfolio—The investment objective of the International Core Equity Portfolio is to achieve long-term capital appreciation. The Portfolio is designed to purchase a broad and diverse group of securities of non-U.S. companies in developed markets. The Portfolio invests in companies of all sizes, with increased exposure to smaller capitalization, lower relative price, and higher profitability companies as compared to their representation in the International Universe. For purposes of this Portfolio, the Advisor defines the International Universe as a market capitalization weighted set (e.g., the larger the company, the greater the proportion of the International Universe it represents) of non-U.S. companies in developed markets that have been authorized as approved markets for investment by the Advisor's Investment Committee. The Portfolio's increased exposure to smaller capitalization, lower relative price, and higher profitability companies may be achieved by decreasing the allocation of the Portfolio's assets to larger capitalization, higher relative price, or lower profitability companies relative to their weight in the International Universe. An equity issuer is considered to have a high relative price (i.e., a growth stock) primarily because it has a high price in relation to its book value. An equity issuer is considered to have a low relative price (i.e., a value stock) primarily because it has a low price in relation to its book value. In assessing relative price, the Advisor may consider additional factors such as price to cash flow or price to earnings ratios. An equity issuer is considered to have high profitability because it has high earnings or profits from operations in relation to its book value or assets. The criteria the Advisor uses for assessing relative price and profitability are subject to change from time to time. The Advisor may also increase or reduce the Portfolio's exposure to an eligible company, or exclude a company, based on shorter-term considerations, such as a company's price momentum and investment characteristics. In assessing a company's investment characteristics, the Advisor considers ratios such as recent changes in assets divided by total assets. The criteria the Advisor uses for assessing a company's investment characteristics are subject to change from time to time. In addition, the Advisor seeks to reduce trading costs using a flexible trading approach that looks for opportunities to participate in the available market liquidity, while managing turnover and explicit transaction costs. The Portfolio may purchase or sell futures contracts and options on futures contracts for foreign or U.S. equity securities and indices to increase or decrease equity market exposure based on actual or expected cash inflows to or outflows from the Portfolio. Because many of the Portfolio's investments may be denominated in foreign currencies, the Portfolio may enter into foreign currency exchange transactions, including foreign currency forward contracts, in connection with the settlement of foreign securities or to transfer cash balances from one currency to another currency.

Emerging Markets Core Equity Portfolio—The investment objective of the Emerging Markets Core Equity Portfolio is to achieve long-term capital appreciation. The Portfolio is designed to purchase a broad and diverse group of securities associated with emerging markets, which may include frontier markets (emerging market countries in an earlier stage of development), authorized for investment by the Advisor's Investment Committee ("Approved Markets"). The Portfolio invests in companies of all sizes, with increased exposure to smaller capitalization, lower relative price, and higher profitability companies. The Portfolio's increased exposure to smaller capitalization, lower relative price, and higher profitability companies may be achieved by decreasing the allocation of the Portfolio's assets to larger capitalization, higher relative price, or lower profitability companies. An equity issuer is considered to have a high relative price (i.e., a growth stock) primarily because it has a high price in relation to its book value. An equity issuer is considered to have a low relative price (i.e., a value stock) primarily because it has a low price in relation to its book value. In assessing relative price, the Advisor may consider additional factors such as price to cash flow or price to earnings ratios. An equity issuer is considered to have high profitability because it has high earnings or profits from operations in relation to its book value or assets. The criteria the Advisor uses for assessing relative price and profitability are subject to change from time to time. The Advisor may also increase or reduce the Portfolio's exposure to an eligible company, or exclude a company, based on shorter-term considerations, such as a company's price momentum and investment characteristics. In assessing a company's investment characteristics, the Advisor considers ratios such as recent changes in assets divided by total assets. The criteria the Advisor uses for assessing a company's investment characteristics are subject to change from time to time. In addition, the Advisor seeks to reduce trading costs using a flexible trading approach that looks for opportunities to participate in the available market liquidity, while managing turnover and explicit transaction costs. The Portfolio may purchase or sell futures contracts and options on futures contracts for Approved Market or other equity market securities and indices, including those of the United States, to increase or decrease equity market exposure based on actual or expected cash inflows to or outflows from the Portfolio. Because many of the Portfolio's investments may be denominated in foreign currencies, the Portfolio may enter into foreign currency exchange transactions, including foreign currency

forward contracts, in connection with the settlement of foreign securities or to transfer cash balances from one currency to another currency.

The Emerging Markets Core Equity Portfolio may also invest in China A-shares (equity securities of companies listed in China) that are accessible through the Shanghai-Hong Kong Stock Connect program or the Shenzhen-Hong Kong Stock Connect program (together "Stock Connect") and variable interest entities (special structures that utilize contractual arrangements to provide exposure to certain Chinese companies).

DFA International Real Estate Securities Portfolio—The DFA International Real Estate Securities Portfolio, using a market capitalization weighted approach, purchases a broad and diverse set of securities of non-U.S. companies principally engaged in the real estate industry, including developed and emerging markets, with a particular focus on non-U.S. REITs and companies the Advisor considers to be REIT-like entities. A company's market capitalization is the number of its shares outstanding times its price per share. Under a market capitalization weighted approach, companies with higher market capitalizations generally represent a larger proportion of the Portfolio than companies with relatively lower market capitalizations. The Advisor may adjust the representation in the Portfolio of an eligible company, or exclude a company, after considering such factors as free float, price momentum, trading strategies, liquidity, size, relative price, profitability, and other factors that the Advisor determines to be appropriate. An equity issuer is considered to have a low relative price (i.e., a value stock) primarily because it has a low price in relation to its book value. In assessing relative price, the Advisor may consider additional factors such as price to cash flow or price to earnings ratios. An equity issuer is considered to have high profitability because it has high earnings or profits from operations in relation to its book value or assets. The criteria the Advisor uses for assessing relative price and profitability are subject to change from time to time. The Advisor also may limit or fix the Portfolio's exposure to a particular country or issuer.

Fixed Income Underlying Funds

DFA Two-Year Global Fixed Income Portfolio—The investment objective of the DFA Two-Year Global Fixed Income Portfolio (the "Two-Year Global Portfolio") is to maximize total returns consistent with preservation of capital. The Portfolio seeks to maximize total returns from a universe of U.S. and foreign debt securities maturing in three years or less from the date of settlement. The Portfolio invests in obligations issued or guaranteed by the U.S. and foreign governments, their agencies and instrumentalities, corporate debt obligations, bank obligations, commercial paper, repurchase agreements, money market funds, securities of domestic or foreign issuers denominated in U.S. dollars but not trading in the United States, and obligations of supranational organizations. The Advisor expects that the Portfolio will primarily invest in the obligations of issuers that are in developed countries. The fixed income securities in which the Portfolio invests are considered investment grade at the time of purchase (e.g., rated BBB- or above by S&P or Fitch, or Baa3 or above by Moody's). As a non-fundamental policy, under normal circumstances, the Portfolio will invest at least 80% of its net assets in fixed income securities that mature within two years from the date of settlement.

It is the policy of the Two-Year Global Portfolio that the weighted average length of maturity of investments will not exceed two years. In making purchase decisions, if the expected term premium is greater for longer-term securities in the eligible maturity range, the Advisor will focus investment in the longer-term area, otherwise, the Portfolio will focus investment in the shorter-term area of the eligible maturity range. In addition, the Portfolio is authorized to invest more than 25% of its total assets in U.S. Treasury bonds, bills and notes, and obligations of federal agencies and instrumentalities. Because many of the Portfolio's investments may be denominated in foreign currencies, the Portfolio may also enter into foreign currency forward contracts to attempt to protect against uncertainty in the level of future foreign currency rates, to hedge against fluctuations in currency exchange rates or to transfer balances from one currency to another. The Portfolio may purchase or sell futures contracts and options on futures contracts, to hedge its currency exposure or to hedge its interest rate exposure or for non-hedging purposes, such as a substitute for direct investment or to increase or decrease market exposure based on actual or expected cash inflows to or outflows from the Portfolio.

DFA Selectively Hedged Global Fixed Income Portfolio—The DFA Selectively Hedged Global Fixed Income Portfolio (the "Selectively Hedged Global Portfolio") seeks to maximize total returns from a universe of U.S. and foreign debt securities maturing in five years or less from the date of settlement. The Portfolio may selectively hedge its currency exposures depending on market conditions. The debt securities in which the Portfolio may invest include obligations issued or guaranteed by the U.S. and foreign governments, their agencies and

instrumentalities, corporate debt obligations, bank obligations, commercial paper, repurchase agreements, money market funds, securities of domestic or foreign issuers denominated in U.S. dollars but not trading in the United States, and obligations of supranational organizations. The Advisor expects that the Portfolio will primarily invest in the obligations of issuers that are in developed countries. The fixed income securities in which the Portfolio invests are considered investment grade at the time of purchase (e.g., rated BBB- or above by S&P or Fitch, or Baa3 or above by Moody's). The Portfolio generally invests with an emphasis on debt securities rated in the lower half of the investment grade spectrum (e.g., rated BBB- to A+ by S&P or Fitch or Baa3 to A1 by Moody's). The Portfolio will not emphasize investments in the lower half of the investment grade spectrum, however, when the Advisor believes the expected credit premium is relatively low. The Portfolio will also invest in higher-rated debt securities.

As a non-fundamental policy, under normal circumstances, the Selectively Hedged Global Portfolio will invest at least 80% of its net assets in fixed income securities. The Portfolio primarily invests in securities that mature within five years from the date of settlement and maintains an average portfolio maturity and an average portfolio duration of three years or less. Duration is a measure of the sensitivity of a security's price to changes in interest rates. The longer a security's duration, the more sensitive it will be to changes in interest rates. In making purchase decisions, if the expected term premium is greater for longer-term securities in the eligible maturity range, the Advisor will focus investment in the longer-term area, otherwise, the Portfolio will focus investment in the shorter-term area of the eligible maturity range. In addition, the Portfolio is authorized to invest more than 25% of its total assets in U.S. Treasury bonds, bills and notes, and obligations of federal agencies and instrumentalities.

Because many of the Selectively Hedged Global Portfolio's investments may be denominated in foreign currencies, the Portfolio may also enter into foreign currency forward contracts to attempt to protect against uncertainty in the level of future foreign currency rates, to hedge against fluctuations in currency exchange rates or to transfer balances from one currency to another. Alternatively, the Portfolio may leave all or some of the currency exposure unhedged. The decision to hedge the Portfolio's currency exposure with respect to a foreign market will be based on, among other things, a comparison of the respective foreign and U.S. short-term interest rates and the Portfolio's existing exposure to a given foreign currency. The Portfolio may also enter into foreign currency forward contracts in order to gain exposure to foreign currencies in a more efficient manner. The Portfolio may purchase or sell futures contracts and options on futures contracts, to hedge its currency exposure or to hedge its interest rate exposure or for non-hedging purposes, such as a substitute for direct investment or to increase or decrease market exposure based on actual or expected cash inflows to or outflows from the Portfolio.

DESCRIPTION OF INVESTMENTS—FIXED INCOME PORTFOLIOS AND FIXED INCOME UNDERLYING FUNDS

The following is a description of the categories of investments that may be acquired by the Fixed Income Portfolios and the Fixed Income Underlying Funds.

	Permissible Categories:
VA Short-Term Fixed Portfolio	1-11
VA Global Bond Portfolio	1-11
Two-Year Global Portfolio	1-11
Selectively Hedged Global Portfolio	1-11
Inflation-Protected Portfolio	1,2,6,11

1. *U.S. Government Obligations*—Debt securities issued by the U.S. Treasury that are direct obligations of the U.S. Government, including bills, notes and bonds. These securities may also be purchased on a “when-issued” basis.

2. *U.S. Government Agency Obligations*—Issued or guaranteed by U.S. government-sponsored instrumentalities and federal agencies, which have different levels of credit support. The U.S. government agency obligations include, but are not limited to, securities issued by agencies and instrumentalities of the U.S. Government that are supported by the full faith and credit of the United States, such as the Federal Housing Administration and Ginnie Mae, including Ginnie Mae mortgage pass-through securities. Other securities issued by agencies and

instrumentalities sponsored by the U.S. Government may be supported only by the issuer's right to borrow from the U.S. Treasury, subject to certain limits, such as securities issued by Federal Home Loan Banks, or are supported only by the credit of such agencies, such as Freddie Mac and Fannie Mae, including their mortgage pass-through securities. These securities may also be purchased on a "when-issued" or "to-be-announced" basis, such as mortgage TBAs.

3. *Corporate Debt Obligations*—

(a) *VA Short-Term Fixed Portfolio, VA Global Bond Portfolio and Two-Year Global Portfolio*—Corporate debt securities (e.g., bonds and debentures), which are rated Aa3 or better by Moody's, or AA- or better by S&P, or AA- or better by Fitch, or an equivalent rating assigned by another nationally recognized statistical rating organization ("NRSRO"), or if there is no rating for the debt security, they are determined by the Advisor to be of comparable quality.

(b) *Selectively Hedged Global Portfolio*—Corporate debt securities (e.g., bonds and debentures), which have received an investment grade rating by Moody's, Fitch or S&P, or an equivalent rating assigned by another NRSRO, or, if unrated, have been determined by the Advisor to be of comparable quality.

4. *Bank Obligations*—Obligations of U.S. banks and savings and loan associations and dollar-denominated obligations of U.S. subsidiaries and branches of foreign banks, such as certificates of deposit (including marketable variable rate certificates of deposit), time deposits and bankers' acceptances. Bank certificates of deposit will be acquired only from banks having assets in excess of \$1,000,000,000.

5. *Commercial Paper*—

(a) *VA Short-Term Fixed Portfolio, VA Global Bond Portfolio and Two-Year Global Portfolio*—Rated, at the time of purchase, A1 or better by S&P or Prime1 by Moody's, or F1 or better by Fitch, or an equivalent rating assigned by another NRSRO, or, if unrated, issued by a corporation having an outstanding unsecured debt issue rated Aaa by Moody's or AAA by S&P or AAA by Fitch.

(b) *Selectively Hedged Global Portfolio*—Rated, at the time of purchase, A3 or better by S&P or Prime3 or better by Moody's, or F3 or better by Fitch, or an equivalent rating assigned by another NRSRO, or, if unrated, issued by a corporation having an outstanding unsecured debt issue rated at least Baa3 by Moody's or BBB- by S&P or Fitch.

6. *Repurchase Agreements*—Instruments through which the Portfolios purchase securities ("underlying securities") from a bank, a registered U.S. government securities dealer, or such other counterparties with creditworthiness and other characteristics deemed appropriate by the Advisor, with an agreement by the seller to repurchase the securities at an agreed price, plus interest at a specified rate. The underlying securities will be limited to U.S. government and agency obligations described in (1) and (2) above. The Portfolios will not enter into a repurchase agreement with a duration of more than seven days if, as a result, more than 10% of the value of the Portfolio's total assets would be so invested. In addition, a repurchase agreement with a duration of more than seven days will be subject to a Portfolio's investment restriction on illiquid investments. The Portfolios also will only invest in repurchase agreements with banks, U.S. government securities dealers, and/or other counterparties, as described above, that are approved by the Investment Committee of the Advisor. The Advisor will monitor the market value of the securities plus any accrued interest thereon so that they will at least equal the repurchase price.

7. *Foreign Government and Agency Obligations*—Bills, notes, bonds and other debt securities issued or guaranteed by foreign governments, or their authorities, agencies, instrumentalities or political subdivisions.

8. *Supranational Organization Obligations*—Debt securities of supranational organizations such as the European Investment Bank, the Inter-American Development Bank or the World Bank, which are chartered to promote economic development.

9. *Foreign Issuer Obligations*—

(a) *VA Short-Term Fixed Portfolio, VA Global Bond Portfolio and Two-Year Global Portfolio*—Debt securities of non-U.S. issuers rated AA- or better by S&P or Fitch, Aa3 or better by Moody's, or an equivalent rating assigned by another NRSRO, or, if unrated, securities that have been determined by the Advisor to be of comparable quality.

(b) *Selectively Hedged Global Portfolio*—Debt securities of non-U.S. issuers that have received a rating of BBB- or better by S&P or Fitch or Baa3 or better by Moody's, or an equivalent rating assigned by another NRSRO, or, if unrated, have been determined by the Advisor to be of comparable quality.

10. *Eurodollar Obligations*—Debt securities of domestic or foreign issuers denominated in U.S. dollars but not trading in the United States.

11. *Money Market Funds*—The Portfolios may invest in affiliated and unaffiliated registered and unregistered money market funds. Investments in money market funds may involve a duplication of certain fees and expenses.

Investors should be aware that the net asset values of the Fixed Income Portfolios may change as general levels of interest rates fluctuate. When interest rates increase, the value of a portfolio of fixed-income securities can be expected to decline. Conversely, when interest rates decline, the value of a portfolio of fixed-income securities can be expected to increase.

The categories of investments that may be acquired by the Fixed Income Portfolios and Fixed Income Underlying Funds may include both fixed and floating rate securities. Floating rate securities bear interest at rates that vary with prevailing market rates. Interest rate adjustments are made periodically (e.g., every six months), usually based on a money market index such as the Secured Overnight Financing Rate (SOFR) or the Treasury bill rate.

PORTFOLIO STRATEGY—FIXED INCOME PORTFOLIOS

VA Short-Term Fixed Portfolio will be managed with a view to capturing expected credit premiums and expected term premiums. The term "expected credit premium" means the expected incremental return on investment for holding obligations considered to have greater credit risk than direct obligations of the U.S. Treasury, and "expected term premium" means the expected relative return on investment for holding securities having maturities of longer than one month compared to securities having a maturity of one month. The Advisor believes that expected credit premiums are available largely through investment in commercial paper, certificates of deposit and corporate obligations. The holding period for assets of the Portfolio will be chosen with a view to maximizing anticipated returns, net of trading costs.

VA Global Bond Portfolio will be managed with a view to capturing expected credit premiums and expected term premiums. Ordinarily, the Portfolio will invest primarily in obligations issued or guaranteed by the U.S. and foreign governments, their agencies and instrumentalities, corporate debt obligations, bank obligations, commercial paper, repurchase agreements, money market funds, securities of domestic or foreign issuers denominated in U.S. dollars but not trading in the United States, and obligations of supranational organizations. The Portfolio will own obligations issued or guaranteed by the U.S. Government and its agencies and instrumentalities also. At times when, in the Advisor's judgment, eligible foreign securities do not offer expected term premiums that compare favorably with those offered by eligible U.S. securities, the Portfolio will be invested primarily in the latter securities.

VA Global Bond Portfolio will not invest more than 25% of its total assets in securities issued by issuers in a single industry, or by any one foreign government or in obligations of supranational organizations. VA Short-Term Fixed Portfolio and the VA Global Bond Portfolio are expected to have a high portfolio turnover rate due to the relatively short maturities of the securities to be acquired. The rate of portfolio turnover will depend upon market and other conditions; it will not be a limiting factor when management believes that portfolio changes are appropriate. While the Fixed Income Portfolios generally acquire securities in principal transactions and, therefore, do not pay brokerage commissions, the spread between the bid and asked prices of a security may be considered to be a "cost" of trading. Such costs ordinarily increase with trading activity. However, as stated above, securities ordinarily will be sold when, in the Advisor's judgment, the monthly return of a Portfolio will be increased as a result of portfolio transactions after taking into account the cost of trading. It is anticipated that short-term instruments will be acquired in the primary and secondary markets.

In attempting to respond to adverse market, economic, political, or other considerations, the Fixed Income Portfolios may, from time to time, invest their assets in a temporary defensive manner that is inconsistent with the Portfolios' principal investment strategies. In these circumstances, the Fixed Income Portfolios may be unable to achieve their investment objectives.

ADDITIONAL INFORMATION REGARDING INVESTMENT RISKS

Because the value of your investment in the Portfolio will fluctuate, there is the risk that you will lose money. An investment in the Portfolio is not a deposit of a bank and is not insured or guaranteed by the Federal Deposit Insurance Corporation or any other government agency. The following is a description of principal risks of investing in the Portfolios.

The investment performance of the VA Global Moderate Allocation Portfolio and VA Equity Allocation Portfolio are affected by the investment performance of the Underlying Funds in which the Portfolio invests. Each of the VA Global Moderate Allocation Portfolio and VA Equity Allocation Portfolio also indirectly pays its proportionate share of the expenses of the Underlying Funds in which it invests. The ability of the VA Global Moderate Allocation Portfolio and VA Equity Allocation Portfolio to achieve its investment objective depends on the ability of the Underlying Funds to meet their investment objectives and on the Advisor's decisions regarding the allocation of the VA Global Moderate Allocation Portfolio's and VA Equity Allocation Portfolio's assets among the Underlying Funds. Through their investments in the Underlying Funds, the VA Global Moderate Allocation Portfolio and VA Equity Allocation Portfolio are subject to the risks of the Underlying Funds' investments. The following includes a description of principal risks of the VA Global Moderate Allocation Portfolio's and VA Equity Allocation Portfolio's Underlying Funds.

	VA U.S. Large Value Portfolio	VA U.S. Targeted Value Portfolio	VA International Value Portfolio	VA International Small Portfolio	VA Short-Term Fixed Portfolio	VA Global Bond Portfolio	VIT Inflation-Protected Securities Portfolio	VA Global Moderate Allocation Portfolio	VA Equity Allocation Portfolio
Call Risk					X	X			
China Investments Risk			X	X				X	X
Credit Risk					X	X	X	X	
Cyber Security Risk	X	X	X	X	X	X	X	X	X
Depository Receipts Risk			X	X				X	X
Derivatives Risk	X	X	X	X	X	X	X	X	X
Emerging Markets Risk								X	X
Equity Market Risk	X	X	X	X				X	X
Foreign Government Debt Risk					X	X		X	
Foreign Securities and Currencies Risk			X	X	X	X		X	X
Fund of Funds Risk								X	X
Income Risk					X	X	X	X	
Inflation-Protected Securities Interest Rate Risk							X		
Interest Rate Risk					X	X	X	X	
Liquidity Risk					X	X	X	X	
Market Risk					X	X	X	X	
Mortgage-Backed Securities Risk					X	X	X		
Operational Risk	X	X	X	X	X	X	X	X	X
Profitability Investment Risk	X	X	X	X				X	X
Risks of Concentrating in the Real Estate Industry								X	X
Risks of Investing for Inflation Protection							X		
Securities Lending Risk	X	X	X	X	X	X	X	X	X
Small and Mid-Cap Company Risk		X						X	X
Small Company Risk				X					
Value Investment Risk	X	X	X	X				X	X

Call Risk: Call risk is the risk that an issuer may exercise its right to redeem a fixed income security earlier than its maturity date. Issuers may call outstanding securities prior to their maturity for a number of reasons (e.g., declining interest rates changes in credit spreads and improvements in the issuer's credit quality). If an issuer calls a security that the Portfolio or Underlying Fund has invested in, the Portfolio or Underlying Fund may not recoup the full amount of its initial investment and may be forced to reinvest in lower-yielding securities, securities with greater credit risks or securities with other, less favorable features.

China Investments Risk: The VA International Value Portfolio, VA International Small Portfolio and the Emerging Markets Core Equity Portfolio in which the VA Global Moderate Allocation Portfolio and VA Equity Allocation Portfolio invest are subject to this risk. There are special risks associated with investments in China, Hong Kong and Taiwan. The Chinese government has implemented significant economic reforms in order to liberalize trade policy, promote foreign investment in the economy, reduce government control of the economy and develop market mechanisms. But there can be no assurance that these reforms will continue or that they will be effective.

Despite reforms and privatizations of companies in certain sectors, the Chinese government still exercises substantial influence over many aspects of the private sector and may own or control many companies. The Chinese government continues to maintain a major role in economic policy making and investing in China involves risks of losses due to expropriation, nationalization, confiscation of assets and property, and the imposition of restrictions on foreign investments and on repatriation of capital invested. In addition, investments in Taiwan could be adversely affected by its political and economic relationship with China. The Chinese economy is also vulnerable to the long-running disagreements with Hong Kong related to integration.

The Portfolio or Underlying Fund investing in China A-shares through Stock Connect is subject to trading, clearance, settlement, and other procedures, which could pose risks to the Portfolio or Underlying Fund. Trading through the Stock Connect program is subject to daily quotas that limit the maximum daily net purchases on any particular day, each of which may restrict or preclude the Portfolio or Underlying Fund's ability to invest in China A-shares through the Stock Connect program. Trading through Stock Connect may require pre-validation of cash or securities prior to acceptance of orders. This requirement may limit the Portfolio or Underlying Fund's ability to dispose of its A-shares purchased through Stock Connect in a timely manner.

A primary feature of the Stock Connect program is the application of the home market's laws and rules applicable to investors in China A-shares. Therefore, the Portfolio or Underlying Fund's investments in Stock Connect China A-shares are generally subject to the securities regulations and listing rules of the People's Republic of China ("PRC"), among other restrictions. Stock Connect can only operate when both PRC and Hong Kong markets are open for trading and when banking services are available in both markets on the corresponding settlement days. As such, the Shanghai and Shenzhen markets may be open at a time when Stock Connect is not trading, with the result that prices of China A-shares may fluctuate at times when the Portfolio or Underlying Fund is unable to add to or exit its position, which could adversely affect the Portfolio or Underlying Fund's performance.

Changes in the operation of the Stock Connect program may restrict or otherwise affect the Portfolio or Underlying Fund's investments or returns. Furthermore, any changes in laws, regulations and policies of the China A-shares market or rules in relation to Stock Connect may affect China A-share prices. These risks are heightened generally by the developing state of the PRC's investment and banking systems and the uncertainty about the precise nature of the rights of equity owners and their ability to enforce such rights under Chinese law. An investment in China A-Shares is also generally subject to the risks identified under "Emerging Markets Risk," and foreign investment risks such as price controls, expropriation of assets, confiscatory taxation, and nationalization may be heightened when investing in China. Certain investments in Chinese companies may be made through a special structure known as a variable interest entity ("VIE"). In a VIE structure, foreign investors, such as the Portfolio or Underlying Fund, will only own stock in a shell company rather than directly in the VIE, which must be owned by Chinese nationals (and/or Chinese companies) to obtain the licenses and/or assets required to operate in certain restricted or prohibited sectors in China. The value of the shell company is derived from its ability to consolidate the VIE into its financials pursuant to contractual arrangements that allow the shell company to exert a degree of control over, and obtain economic benefits arising from, the VIE without formal legal ownership. While VIEs are a longstanding industry practice and are well known by Chinese officials and regulators, historically the structure has not been formally recognized under Chinese law and Chinese regulations regarding the structure are evolving. It is uncertain whether Chinese officials or regulators will withdraw their acceptance of the structure. It is also uncertain whether the contractual arrangements, which may be subject to conflicts of interest between the legal owners of the VIE and foreign investors, would be enforced by Chinese courts or arbitration bodies. Prohibitions of these structures by the Chinese government, or the inability to enforce such contracts, from which the shell company derives its value, would likely cause the VIE-structured holding(s) to suffer significant, detrimental, and possibly permanent losses, and in turn, adversely affect the Portfolio's or Underlying Fund's returns and net asset value.

Credit Risk: Credit risk is the risk that the issuer of a security may be unable to make interest payments and/or repay principal when due. A downgrade to an issuer's credit rating or a perceived change in an issuer's financial strength may affect a security's value, and thus, impact the Portfolio's or Underlying Fund's performance. Government agency obligations have different levels of credit support and, therefore, different degrees of credit risk. Securities issued by agencies and instrumentalities of the U.S. Government that are supported by the full faith and credit of the United States, such as the Federal Housing Administration and Ginnie Mae, present little credit risk. Other securities issued by agencies and instrumentalities sponsored by the U.S. Government, that are

supported only by the issuer's right to borrow from the U.S. Treasury, subject to certain limitations, and securities issued by agencies and instrumentalities sponsored by the U.S. Government that are sponsored by the credit of the issuing agencies, such as Freddie Mac and Fannie Mae, are subject to a greater degree of credit risk. U.S. government agency securities issued or guaranteed by the credit of the agency may still involve a risk of nonpayment of principal and/or interest.

Cyber Security Risk: The Portfolio's, Underlying Funds', and their service providers' use of internet, technology and information systems may expose the Portfolio or Underlying Fund to potential risks linked to cyber security breaches of those technological or information systems. Cyber security breaches, amongst other things, could allow an unauthorized party to gain access to proprietary information, customer data, or fund assets, or cause the Portfolio, Underlying Fund, and/or its service providers to suffer data corruption or lose operational functionality.

Depository Receipts Risk: Depository receipts, such as EDRs, GDRs and ADRs, are subject to many of the risks of the underlying securities. For some depository receipts, the custodian or similar financial institution that holds the issuer's shares in a trust account is located in the issuer's home country. In these cases if the issuer's home country does not have developed financial markets, the Portfolio or Underlying Fund could be exposed to the credit risk of the custodian or financial institution and greater market risk. In addition, the depository institution may not have physical custody of the underlying securities at all times and may charge fees for various services. The Portfolio or Underlying Fund may experience delays in receiving its dividend and interest payments or exercising rights as a shareholder. There may be an increased possibility of untimely responses to certain corporate actions of the issuer in an unsponsored depository receipt program. Accordingly, there may be less information available regarding issuers of securities underlying unsponsored programs and there may not be a correlation between this information and the market value of the depository receipts.

Derivatives Risk: Derivatives are instruments, such as futures, and options thereon, foreign currency forward contracts and swaps, whose value is derived from that of other assets, rates or indices. Derivatives can be used for hedging (attempting to reduce risk by offsetting one investment position with another) or non-hedging purposes. Hedging with derivatives may increase expenses, and there is no guarantee that a hedging strategy will work. While hedging can reduce or eliminate losses, it can also reduce or eliminate gains or cause losses if the market moves in a manner different from that anticipated by the Portfolio or Underlying Fund or if the cost of the derivative outweighs the benefit of the hedge. In regard to currency hedging, it is generally not possible to precisely match the foreign currency exposure of such foreign currency forward contracts to the value of the securities involved due to fluctuations in the market values of such securities and cash flows into and out of the Portfolio or Underlying Fund between the date a foreign currency forward contract is entered into and the date it expires. The use of derivatives for non-hedging purposes may be considered to carry more risk than other types of investments. When the Portfolio or Underlying Fund use derivatives, the Portfolio or Underlying Fund will be directly exposed to the risks of those derivatives. Derivatives expose the Portfolio or Underlying Fund to counterparty risk (the risk that the derivative counterparty will not fulfill its contractual obligations), including credit risk of the derivative counterparty, and settlement risk (the risk faced when one party to a transaction has performed its obligations under a contract but has not yet received value from its counterparty). The possible lack of a liquid secondary market for derivatives and the resulting inability of the Portfolio or Underlying Fund to sell or otherwise close a derivatives position could expose the Portfolio or Underlying Fund to losses and could make derivatives more difficult for the Portfolio or Underlying Fund to value accurately. Some derivatives are more sensitive to interest rate changes and market price fluctuations than other securities. The Portfolio or Underlying Fund could also suffer losses related to its derivatives positions as a result of unanticipated market movements, which losses are potentially unlimited. The Advisor may not be able to predict correctly the direction of securities prices, interest rates, currency exchange rates and other economic factors, which could cause the Portfolio's or Underlying Fund's derivatives positions to lose value. Valuation of derivatives may also be more difficult in times of market turmoil since many investors and market makers may be reluctant to purchase derivatives or quote prices for them. Changes in the value of a derivative may not correlate perfectly with the underlying asset, rate or index, and the Portfolio or Underlying Fund could lose more than the principal amount invested.

Emerging Markets Risk: Securities of issuers associated with emerging market countries, including, but not limited to, issuers that are organized under the laws of, maintain a principal place of business in, derive significant revenues from, or issue securities backed by the government (or, its agencies or instrumentalities) of emerging market countries may be subject to higher and additional risks than securities of issuers in developed

foreign markets. These risks include, but are not limited to (i) social, political and economic instability; (ii) government intervention, including policies or regulations that may restrict the Portfolio or Underlying Fund's investment opportunities, including restrictions on investment in issuers or industries deemed sensitive to an emerging market country's national interests; (iii) less transparent and established taxation policies; (iv) less developed legal systems allowing for enforcement of private property rights and/or redress for injuries to private property; (v) the lack of a capital market structure or market-oriented economy; (vi) higher degree of corruption and fraud; (vii) counterparties and financial institutions with less financial sophistication, creditworthiness and/or resources as those in developed foreign markets; and (viii) the possibility that the process of easing restrictions on foreign investment occurring in some emerging market countries may be slowed or reversed by unanticipated economic, political or social events in such countries, or the countries that exercise a significant influence over those countries. Similar to foreign issuers, emerging market issuers may not be subject to uniform accounting, auditing and financial reporting standards and there may be less publicly available financial and other information about such issuers, comparable to U.S. issuers. Stock markets in many emerging market countries are relatively small, expensive to trade in and generally have higher risks than those in developed markets. Securities in emerging markets also may be less liquid than those in developed markets and foreigners are often limited in their ability to invest in, and withdraw assets from, these markets. Additional restrictions may be imposed under other conditions. Frontier market countries generally have smaller economies or less developed capital markets and, as a result, the risks of investing in emerging market countries are magnified in frontier market countries.

Equity Market Risk: Even a long-term investment approach cannot guarantee a profit. Economic, market, political, and issuer-specific conditions and events will cause the value of securities, and the Portfolio or Underlying Fund that owns them, to rise or fall. Stock markets tend to move in cycles, with periods of rising prices and periods of falling prices. In addition, economies and financial markets throughout the world have become increasingly interconnected, which increases the likelihood that events or conditions in one region or country will adversely affect markets or issuers in other regions or countries. Portfolio or Underlying Fund securities may be negatively impacted by inflation (or expectations for inflation), interest rates, global demand for particular products/services or resources, natural disasters, pandemics, epidemics, terrorism, war, military confrontations, regulatory events and governmental or quasi-governmental actions, among others.

The coronavirus (COVID-19) pandemic has resulted, at times, in market closures, market volatility, liquidity constraints and increased trading costs. Efforts to contain the spread of COVID-19 have resulted in global travel restrictions and disruptions of healthcare systems, business operations and supply chains, layoffs, reduced consumer demand, defaults and credit rating downgrades, and other significant economic impacts. The effects of COVID-19 have impacted global economic activity and may heighten pre-existing political, social and economic risks, domestically or globally. The full impact and duration of the COVID-19 pandemic (or other future epidemics or pandemics) are unpredictable and may adversely affect the Portfolio or Underlying Fund's performance.

Foreign Government Debt Risk: The risk that: (a) the governmental entity that controls the repayment of government debt may not be willing or able to repay the principal and/or to pay the interest when it becomes due, due to factors such as political considerations, the relative size of the governmental entity's debt position in relation to the economy, cash flow problems, insufficient foreign currency reserves, the failure to put in place economic reforms required by the International Monetary Fund or other multilateral agencies, and/or other national economic factors; (b) governments may default on their debt securities, which may require holders of such securities to participate in debt rescheduling; and (c) there is no legal or bankruptcy process by which defaulted government debt may be collected in whole or in part.

Foreign Securities and Currencies Risk: Foreign securities prices may decline or fluctuate because of: (a) economic or political actions of foreign governments, and/or (b) less regulated or liquid securities markets. Investors holding these securities may also be exposed to foreign currency risk (the possibility that foreign currency will fluctuate in value against the U.S. dollar or that a foreign government will convert, or be forced to convert, its currency to another currency, changing its value against the U.S. dollar).

Foreign issuers may not be subject to uniform accounting, auditing and financial reporting standards and there may be less publicly available financial and other information about such issuers, comparable to U.S. issuers. Certain countries' legal institutions, financial markets, and services are less developed than those in the U.S. or other major economies. The Portfolio or Underlying Fund may have greater difficulty voting proxies, exercising

shareholder rights, securing dividends and obtaining information regarding corporate actions on a timely basis, pursuing legal remedies, and obtaining judgments with respect to foreign investments in foreign courts than with respect to domestic issuers in U.S. courts.

Fund of Funds Risk: The investment performance of the Portfolio is affected by the investment performance of the Underlying Funds in which the Portfolio invests. The ability of the Portfolio to achieve its investment objective depends on the ability of the Underlying Funds to meet their investment objectives and on the Advisor's decisions regarding the allocation of the Portfolio's assets among the Underlying Funds. The Portfolio may allocate assets to an Underlying Fund or asset class that underperforms other funds or asset classes. There can be no assurance that the investment objective of the Portfolio or any Underlying Fund will be achieved. When the Portfolio invests in Underlying Funds, investors are exposed to a proportionate share of the expenses of those Underlying Funds in addition to the expenses of the Portfolio. Through its investments in the Underlying Funds, the Portfolio is subject to the risks of the Underlying Funds' investments.

Income Risk: Income Risk is the risk that falling interest rates will cause the Portfolio's or Underlying Fund's income to decline because, among other reasons, the proceeds from maturing short-term securities in its portfolio may be reinvested in lower yielding securities.

Inflation-Protected Securities Interest Rate Risk: Inflation-protected securities may react differently from other fixed income securities to changes in interest rates. Because interest rates on inflation-protected securities are adjusted for inflation, the values of these securities are not materially affected by inflation expectations. Therefore, the value of inflation-protected securities are anticipated to change in response to changes in "real" interest rates, which represent nominal (stated) interest rates reduced by the expected impact of inflation. Generally, the value of an inflation-protected security will fall when real interest rates rise and will rise when real interest rates fall.

Interest Rate Risk: Fixed income securities are subject to interest rate risk because the prices of fixed income securities tend to move in the opposite direction of interest rates. When interest rates rise, fixed income security prices fall. During periods of very low or negative interest rates, the Portfolio or an Underlying Fund may be subject to a greater risk of rising interest rates. When interest rates fall, fixed income security prices rise. In general, fixed income securities with longer maturities are more sensitive to changes in interest rates.

Liquidity Risk: Liquidity risk exists when particular portfolio investments are difficult to purchase or sell. To the extent that the Portfolio or Underlying Fund holds illiquid investments, the Portfolio or Underlying Fund's performance may be reduced due to an inability to sell the investments at opportune prices or times. Liquid portfolio investments may become illiquid or less liquid after purchase by the Portfolio or Underlying Fund due to low trading volume, adverse investor perceptions and/or other market developments. Liquidity risk includes the risk that the Portfolio or Underlying Fund will experience significant net redemptions at a time when it cannot find willing buyers for its portfolio securities or can only sell its portfolio securities at a material loss or at increased costs. Liquidity risk can be more pronounced in periods of market turmoil or in situations where ownership of shares of the Portfolio are concentrated in one or a few investors.

Market Risk: Even a long-term investment approach cannot guarantee a profit. Economic, political, and issuer-specific events will cause the value of securities, and the Portfolio or Underlying Fund that owns them, to rise or fall.

The coronavirus (COVID-19) pandemic has resulted, at times, in market closures, market volatility, liquidity constraints and increased trading costs. Efforts to contain the spread of COVID-19 have resulted in global travel restrictions and disruptions of healthcare systems, business operations and supply chains, layoffs, reduced consumer demand, defaults and credit rating downgrades, and other significant economic impacts. The effects of COVID-19 have impacted global economic activity and may heighten pre-existing political, social and economic risks, domestically or globally. The full impact and duration of the COVID-19 pandemic (or other future epidemics or pandemics) are unpredictable and may adversely affect the Portfolio or Underlying Fund's performance.

Mortgage-Backed Securities Risk: Mortgage-backed securities represent interests in "pools" of mortgages and often involve risks that are different from or potentially more significant than risks associated with other types of

debt instruments. Mortgage securities differ from typical debt securities in that principal is not paid back at maturity, but rather periodically over the life of the security. The Portfolio may receive unscheduled payments of principal due to voluntary prepayments, refinancings or foreclosures on the underlying mortgage loans. When interest rates decline, borrowers may pay off their mortgages sooner than expected. This can reduce the returns of the Portfolio because it may have to reinvest that money at the lower prevailing interest rates. As a result, mortgage securities may be less effective than some other types of debt securities as a means of securing long-term interest rates and may have less potential for capital appreciation during periods of falling interest rates. Conversely, in a period of rising interest rates, the Portfolio may exhibit additional volatility since rising interest rates tend to extend the duration of fixed rate mortgage-related securities, making them more sensitive to changes in interest rates. As interest rates rise mortgage borrowers are less likely to exercise prepayment options, which may reduce the value of these securities and potentially cause the Portfolio to lose money. This is known as extension risk.

Operational Risk: Operational risks include human error, changes in personnel, system changes, faults in communication, and failures in systems, technology, or processes. Various operational events or circumstances are outside the Advisor's control, including instances at third parties. The Portfolio or Underlying Fund and the Advisor seek to reduce these operational risks through controls and procedures. However, these measures do not address every possible risk and may be inadequate to address these risks.

Profitability Investment Risk: High relative profitability stocks may perform differently from the market as a whole and an investment strategy purchasing these securities may cause the Portfolio to at times underperform equity funds that use other investment strategies.

Risks of Concentrating in the Real Estate Industry: The DFA Real Estate Securities Portfolio and DFA International Real Estate Securities Portfolio in which the VA Global Moderate Allocation Portfolio and VA Equity Allocation Portfolio invest are concentrated in the real estate industry. The exclusive focus by DFA Real Estate Securities Portfolio and DFA International Real Estate Securities Portfolio on the real estate industry will cause DFA Real Estate Securities Portfolio and DFA International Real Estate Securities Portfolio to be exposed to the general risks of direct real estate ownership. The value of securities in the real estate industry can be affected by changes in real estate values and rental income, property taxes, interest rates, and tax and regulatory requirements. Investing in real estate investment trusts ("REITs") and REIT-like entities involves certain unique risks in addition to those risks associated with investing in the real estate industry in general. REITs and REIT-like entities are dependent upon management skill, may not be diversified, and are subject to heavy cash flow dependency and self-liquidation. REITs and REIT-like entities also are subject to the possibility of failing to qualify for tax free pass-through of income. Also, because REITs and REIT-like entities typically are invested in a limited number of projects or in a particular market segment, these entities are more susceptible to adverse developments affecting a single project or market segment than more broadly diversified investments. The performance of an Underlying Fund concentrated in the real estate industry may be materially different from the broad equity market.

Risks of Investing for Inflation Protection: Because the interest and/or principal payments on an inflation-protected security are adjusted periodically for changes in inflation, the income distributed by the Portfolio may be irregular. Although the U.S. Treasury guarantees to pay at maturity at least the original face value of any inflation-protected securities the Treasury issues, other issuers may not offer the same guarantee. Also, inflation-protected securities, including those issued by the U.S. Treasury, are not protected against deflation. As a result, in a period of deflation, the principal and income of inflation-protected securities held by the Portfolio will decline and the Portfolio may suffer a loss during such periods. While inflation-protected securities are expected to be protected from long-term inflationary trends, short-term increases in inflation may lead to a decline in the Portfolio's value. For example, if interest rates rise due to reasons other than inflation, the Portfolio's investment in these securities may not be protected to the extent that the increase is not reflected in the securities' inflation measures. In addition, positive adjustments to principal generally will result in taxable income to the Portfolio at the time of such adjustments (which generally would be distributed by the Portfolio as part of its taxable dividends), even though the principal amount is not paid until maturity. The current market value of inflation-protected securities is not guaranteed and will fluctuate.

Securities Lending Risk: Securities lending involves the risk that the borrower may fail to return the securities in a timely manner or at all. As a result, the Portfolio or Underlying Fund may lose money and there may be a delay in

recovering the loaned securities. The Portfolio or Underlying Fund could also lose money if it does not recover the securities and/or the value of the collateral falls, including the value of investments made with cash collateral. Securities lending also may have certain adverse tax consequences.

Small and Mid-Cap Company Risk: Securities of small and mid-cap companies are often less liquid than those of large companies and this could make it difficult to sell a small or mid-cap company security at a desired time or price. As a result, small and mid-cap company stocks may fluctuate relatively more in price. In general, small and mid-capitalization companies are also more vulnerable than larger companies to adverse business or economic developments and they may have more limited resources.

Small Company Risk: Securities of small companies are often less liquid than those of large companies and this could make it difficult to sell a small company security at a desired time or price. As a result, small company stocks may fluctuate relatively more in price. In general, smaller capitalization companies are also more vulnerable than larger companies to adverse business or economic developments and they may have more limited resources.

Value Investment Risk: Value stocks may perform differently from the market as a whole and an investment strategy purchasing these securities may cause the Portfolio to at times underperform equity funds that use other investment strategies. Value stocks can react differently to political, economic, and industry developments than the market as a whole and other types of stocks. Value stocks also may underperform the market for long periods of time.

Other Information

COMMODITY POOL OPERATOR EXEMPTION

The Portfolios are operated by a person that has claimed an exclusion from the definition of the term "commodity pool operator" under the Commodity Exchange Act ("CEA"), with respect to the Portfolios described in this Prospectus and, therefore, such person is not subject to registration or regulation as a pool operator under the CEA with respect to such Portfolios.

FUND OF FUNDS PORTFOLIO TURNOVER

The portfolio turnover rate provided for the VA Global Moderate Allocation Portfolio and the VA Equity Allocation Portfolio under the heading "Portfolio Turnover" for each Portfolio is unaudited. The portfolio turnover rate presented for the VA Global Moderate Allocation Portfolio and the VA Equity Allocation Portfolio was derived from the portfolio turnover rates of the Underlying Funds in which each Portfolio invests.

Securities Loans

All of the Portfolios and the Underlying Funds are authorized to lend securities to qualified brokers, dealers, banks and other financial institutions for the purpose of earning additional income. While a Portfolio or an Underlying Fund may earn additional income from lending securities, such activity is incidental to the investment objective of a Portfolio or an Underlying Fund. For information concerning the revenue from securities lending, see "**SECURITIES LENDING REVENUE.**" The value of securities loaned may not exceed 33⅓% of the value of a Portfolio's or an Underlying Fund total assets, which includes the value of collateral received. To the extent a Portfolio or an Underlying Fund loans a portion of its securities, a Portfolio or an Underlying Fund will receive collateral consisting generally of cash or U.S. government securities. Collateral received will be maintained by marking to market daily and (i) in an amount equal to at least 100% of the current market value of the loaned securities with respect to securities of the U.S. Government or its agencies, (ii) in an amount generally equal to 102% of the current market value of the loaned securities with respect to U.S. securities, and (iii) in an amount generally equal to 105% of the current market value of the loaned securities with respect to foreign securities. Subject to their stated investment policies, the Portfolios or an Underlying Fund will generally invest the cash collateral received for the loaned securities in The DFA Short Term Investment Fund (the "Money Market

Series”), an affiliated registered money market fund advised by the Advisor for which the Advisor receives a management fee of 0.05% of the average daily net assets of the Money Market Series. For purposes of this paragraph, agencies include both agency debentures and agency mortgage backed securities.

In addition, the Portfolios or an Underlying Fund will be able to terminate the loan at any time, will receive reasonable compensation on the loan, as well as amounts equal to any dividends, interest or other distributions on the loaned securities. However, dividend income received from loaned securities may not be eligible to be taxed at qualified dividend income rates. See the SAI for a further discussion of the tax consequences related to securities lending. A Portfolio or an Underlying Fund will be entitled to recall a loaned security in time to vote proxies or otherwise obtain rights to vote proxies of loaned securities if the Portfolio or an Underlying Fund knows a material event will occur. In the event of the bankruptcy of the borrower, DFA Investment Dimensions Group Inc. (the “Fund”) could experience delay in recovering the loaned securities or only recover cash or a security of equivalent value. See **“PRINCIPAL RISKS—Securities Lending”** for a discussion of the risks related to securities lending.

Securities Lending Revenue

For the fiscal year ended October 31, 2022, the Portfolios received the following net revenues from a securities lending program, which constituted a percentage of the average daily net assets of each Portfolio (see **“SECURITIES LOANS”**):

Portfolio	Net Revenue*	Percentage of Net Assets
VA U.S. Large Value Portfolio	\$ 5,755	0.00%
VA U.S. Targeted Value Portfolio	\$ 50,868	0.01%
VA International Value Portfolio	\$154,668	0.04%
VA International Small Portfolio	\$287,592	0.11%
VA Short-Term Fixed Portfolio	\$ 41,585	0.01%
VA Global Bond Portfolio	\$ 13,142	0.00%

* The amounts included in the table above may differ from the amounts disclosed in the Portfolios’ annual reports due to timing differences, reconciliations, and certain other adjustments.

Management of the Portfolios

The Advisor serves as investment advisor to each of the Portfolios and each of the Underlying Funds. Pursuant to an Investment Management Agreement with the Fund on behalf of each Portfolio and each Underlying Fund, the Advisor is responsible for the management of each of the Portfolio’s and each Underlying Funds respective assets. Each Portfolio and each Underlying Fund is managed using a team approach. The investment team includes the Investment Committee of the Advisor, portfolio managers and trading personnel.

The Investment Committee is composed primarily of certain officers and directors of the Advisor who are appointed annually. As of the date of this Prospectus, the Investment Committee has fourteen members. Investment strategies for all Portfolios are set by the Investment Committee, which meets on a regular basis and also as needed to consider investment issues. The Investment Committee also sets and reviews all investment related policies and procedures and approves any changes in regards to approved countries, security types and brokers.

In accordance with the team approach used to manage the Portfolios, the portfolio managers and portfolio traders implement the policies and procedures established by the Investment Committee. The portfolio managers and portfolio traders also make daily investment decisions regarding the Portfolios based on the

parameters established by the Investment Committee. The individuals named in a Portfolio's **"INVESTMENT ADVISOR/PORTFOLIO MANAGEMENT"** section coordinate the efforts of all other portfolio managers or trading personnel with respect to the day-to-day management of such Portfolio.

Mr. Fogdall is Global Head of Portfolio Management, Chairman of the Investment Committee, Vice President and a Senior Portfolio Manager of the Advisor. Mr. Fogdall has an MBA from the University of California, Los Angeles and a BS from Purdue University. Mr. Fogdall joined the Advisor as a portfolio manager in 2004 and has been responsible for the VA International Small Portfolio and VA International Value Portfolio since 2010, the VA U.S. Large Value Portfolio and VA U.S. Targeted Value Portfolio since 2012, the VA Global Moderate Allocation Portfolio since 2013 and the VA Equity Allocation Portfolio since 2017.

Mr. Plecha is Global Head of Fixed Income Portfolio Management, a member of the Investment Committee, Vice President and Senior Portfolio Manager of the Advisor. Mr. Plecha received his BS from the University of Michigan at Ann Arbor in 1983 and his MBA from the University of California at Los Angeles in 1987. Mr. Plecha has been a portfolio manager since 1989 and has been responsible for the VA Global Bond Portfolio and VA Short-Term Fixed Portfolio since 1995, the VA Global Moderate Allocation Portfolio since 2013 and the Inflation-Protected Portfolio since 2015.

Mr. Kolerich is Head of Fixed Income, Americas, a member of the Investment Committee, Vice President and Senior Portfolio Manager of the Advisor. Mr. Kolerich has an MBA from the University of Chicago Booth School of Business and a BS from Northern Illinois University. Mr. Kolerich joined the Advisor as a portfolio manager in 2001 and has been responsible for the VA Global Bond Portfolio and VA Short-Term Fixed Portfolio since 2012, the VA Global Moderate Allocation Portfolio since 2013 and the Inflation-Protected Portfolio since 2015.

Mr. Schneider is Deputy Head of Portfolio Management, North America, a member of the Investment Committee, Vice President and Senior Portfolio Manager of the Advisor. Mr. Schneider holds an MBA from the University of Chicago Booth School of Business, an MS from the University of Minnesota, and a BS from Iowa State University. Mr. Schneider joined the Advisor in 2011, has been a portfolio manager since 2013, and has been responsible for the VA U.S. Targeted Value Portfolio since 2015, the VA International Small Portfolio since 2020 and the VA International Value Portfolio since 2022.

Ms. Phillips is Deputy Head of Portfolio Management, North America, a member of the Investment Committee, Vice President and Senior Portfolio Manager of the Advisor. Ms. Phillips holds an MBA from the University of Chicago Booth School of Business and a BA from the University of Puget Sound. Ms. Phillips joined the Advisor in 2012, has been a portfolio manager since 2014, and has been responsible for the VA Global Moderate Allocation Portfolio since 2017, the VA Equity Allocation Portfolio since 2019 and the VA U.S. Large Value Portfolio since 2022.

Mr. Keswani is a Vice President and Senior Portfolio Manager of the Advisor. Mr. Keswani holds an MBA from the Massachusetts Institute of Technology Sloan School of Management, an MS from Pennsylvania State University, and a BS from Purdue University. Mr. Keswani joined the Advisor in 2011, has been a portfolio manager since 2013, and has been responsible for the VA International Small Portfolio since 2015 and the VA International Value Portfolio since 2020.

Mr. Hutchison is a Vice President and Senior Portfolio Manager of the Advisor. Mr. Hutchison holds an MBA from Drake University and a BBA from Texas Tech University. Mr. Hutchison joined the Advisor in 2006, has been a portfolio manager since 2013, and has been responsible for the Inflation-Protected Portfolio since 2016.

Mr. Pu is Deputy Head of Portfolio Management, North America, a member of the Investment Committee, Vice President and Senior Portfolio Manager of the Advisor. Mr. Pu has an MBA from the University of California, Los Angeles, an MS and PhD from Caltech, and a BS from Cooper Union for the Advancement of Science and Art. Mr. Pu joined the Advisor as a portfolio manager in 2006 and has been responsible for the VA Global Moderate Allocation Portfolio and VA Equity Allocation Portfolio since 2017.

Mr. Bhagwanjee is a Vice President and Senior Portfolio Manager of the Advisor. Mr. Bhagwanjee holds an MBA from the University of Chicago and a BS from Purdue University. Mr. Bhagwanjee joined the Advisor in 2014, has

been a portfolio manager since 2017, and has been responsible for the VA Global Moderate Allocation Portfolio and VA Equity Allocation Portfolio since 2020.

Mr. Leblond is a Vice President and Senior Portfolio Manager of the Advisor. Mr. Leblond holds an MBA from the University of Chicago, and an MS and BS from Columbia University. Mr. Leblond joined the Advisor in 2015, has been a portfolio manager since 2017, and has been responsible for the VA U.S. Targeted Value Portfolio since 2020.

Mr. Meldau is a Vice President and Senior Portfolio Manager of the Advisor. Mr. Meldau holds an MBA from Wake Forest University and a BSBA from Appalachian State University. Mr. Meldau joined the Advisor in 2011, has been a portfolio manager since 2011, and has been responsible for the VA Global Bond Portfolio since 2020.

Mr. Haselton is a Vice President and Senior Portfolio Manager of the Advisor. Mr. Haselton holds an MBA from the University of Southern California, and a BS from Lehigh University. Mr. Haselton joined the Advisor in 2015, has been a portfolio manager since 2019, and has been responsible for the VA Short-Term Fixed Portfolio since 2021.

Mr. Hertzler is a Vice President and Senior Portfolio Manager of the Advisor. Mr. Hertzler holds an MBA from the University of California, Los Angeles and a BA from Dartmouth College. Mr. Hertzler joined the Advisor in 2013, has been a portfolio manager since 2016, and has been responsible for the VA U.S. Large Value Portfolio since 2022.

The SAI provides information about each portfolio manager's compensation, other accounts managed by the portfolio manager, and the portfolio manager's ownership of each Portfolio's shares.

The Advisor and, with respect to the International Equity Portfolios and Fixed Income Portfolios, Dimensional Fund Advisors Ltd. ("DFAL") and DFA Australia Limited ("DFA Australia"), provide the Portfolios and the Underlying Funds with a trading department and selects brokers and dealers to effect securities transactions. Securities transactions are placed with a view to obtaining best price and execution. The Advisor may pay compensation, out of the Advisor's profits and not as an additional charge to a Portfolio, to financial intermediaries to support the sale of Portfolio shares. A discussion regarding the basis for the Board of Directors approving the Investment Management Agreement with respect to the Portfolios is available in the semi-annual report for the Portfolios for the fiscal period ending April 30, 2022. The Advisor's address is 6300 Bee Cave Road, Building One, Austin, TX 78746. The Advisor has been engaged in the business of providing investment management services since May 1981. The Advisor is currently organized as a Delaware limited partnership and is controlled and operated by its general partner, Delaware Holdings Inc., a Delaware corporation. As of January 31, 2023, assets under management for all Dimensional affiliated advisors totaled approximately \$626 billion.

The Fund bears all of its own fees, expenses, charges, assessments, taxes, and other costs incurred in its operations, whether incurred directly by the Fund or incurred by the Advisor on its behalf. The expenses payable by the Fund shall include, but are not limited to: services of its independent registered public accounting firm, legal counsel to the Fund and its disinterested trustees/directors, fees and expenses of disinterested trustees/directors, employees and consultants, accounting and pricing costs (including the daily calculations of net asset value), brokerage fees, commissions and transfer taxes in connection with the acquisition and disposition of portfolio securities, taxes and other governmental fees levied against the Fund, insurance premiums, investment fees and expenses of the Fund, including the interest expense of borrowing money, the costs incidental to meetings of its shareholders and trustees/directors, the cost of filing its registration statements under the federal securities laws and the cost of any other filings required under federal and state securities laws, the costs of preparing, printing and mailing proxies, shareholder reports, prospectuses, statements of additional information and other fund documents, transfer and dividend disbursing agency, administrative services and custodian fees, including the expenses of issuing, repurchasing or redeeming its shares, fees and expenses of securities lending agents and the oversight of the securities lending activities of the Fund, fees and expenses associated with trade administration oversight services with respect to reconciliations and the oversight of settlement and collateral management, litigation, regulatory examinations/proceedings and other extraordinary or nonrecurring expenses, and other expenses properly payable by the Fund, except as provided in the Fee Waiver and Expense

Assumption Agreement. Expenses allocable to a particular Portfolio are so allocated. Expenses which are not allocable to a particular Portfolio are borne by each Portfolio on the basis of its relative net assets.

MANAGEMENT FEES

The “Annual Fund Operating Expenses” table describes the fees incurred by each Portfolio (excluding the Portfolios listed below) for the services provided by the Advisor for the fiscal year ended October 31, 2022. The “Management Fee” listed in the “Annual Fund Operating Expenses” table for the Portfolios (excluding the Portfolios listed below) provides the investment management fee that was payable by the respective Portfolio to the Advisor.

The “Annual Fund Operating Expenses” table for the VA Global Bond Portfolio describes the management fee to be paid by the Portfolio as a result of a decrease in the management fee payable by the Portfolio effective February 28, 2023. The rate of the management fee payable to the Advisor by the VA Global Bond Portfolio was reduced to 0.19% of the Portfolio’s average daily net assets on an annualized basis effective February 28, 2023. Prior to February 28, 2023, the VA Global Bond Portfolio’s investment management fees were based on an effective annual rate of 0.25% of the first \$100 million of average daily net assets and 0.20% of average daily net assets exceeding \$100 million. During the fiscal year ended October 31, 2022, the VA Global Bond Portfolio’s effective management fee was 0.21%.

The following table describes the effective management fee paid to the Advisor by each Portfolio listed below, based on the Portfolio’s average daily net assets on an annualized basis, during the fiscal year ended October 31, 2022, and the management fee payable by each Portfolio effective as of February 28, 2022 as a result of a decrease in the management fee:

Portfolio	Effective Management Fee 10/31/22 Fiscal Year	Management Fee Effective February 28, 2022
VA U.S. Large Value Portfolio	0.19%*	0.19%
VA U.S. Targeted Value Portfolio	0.28%*	0.27%
VA International Value Portfolio	0.27%*	0.25%
VA International Small Portfolio	0.37%*	0.35%
VA Short-Term Fixed Portfolio	0.11%*	0.10%
VIT Inflation-Protected Securities Portfolio	0.09%*	0.09%

* Management fee reflects a management fee reduction that was effective as of February 28, 2022.

The Advisor, not the International Equity Portfolios or Fixed Income Portfolios, compensates the sub-advisors.

Sub-Advisors

The Advisor has entered into Sub-Advisory Agreements with DFAL and DFA Australia, respectively, with respect to the International Equity Portfolios and Fixed Income Portfolios. Pursuant to the terms of each Sub-Advisory Agreement, DFAL and DFA Australia each have the authority and responsibility to select brokers or dealers to execute securities transactions for the International Equity Portfolios. Each sub-advisor’s duties include the maintenance of a trading desk and the determination of the best and most efficient means of executing securities transactions. On at least a semi-annual basis, the Advisor will review the holdings of each International Equity Portfolio and Fixed Income Portfolio and review the trading process and the execution of securities transactions. The Advisor is responsible for determining those securities which are eligible for purchase and sale by an International Equity Portfolio and Fixed Income Portfolio and may delegate this task, subject to its own review, to DFAL and DFA Australia. DFAL and DFA Australia maintain and furnish to the Advisor information and reports on securities of companies in certain markets, including recommendations of securities to be added to the securities that are eligible for purchase by each International Equity Portfolio and Fixed Income Portfolio, as well as making recommendations and elections on corporate actions. The Advisor controls DFAL and DFA Australia. DFA Australia has been a U.S. federally registered investment advisor since 1994 and is located at Level 43 Gateway, 1 Macquarie Place, Sydney, New South Wales 2000, Australia. DFAL has been a U.S. federally registered

investment advisor since 1991 and is located at 20 Triton Street, Regent's Place, London NW13BF, United Kingdom.

Manager of Managers Structure

The Advisor and the Fund have received an exemptive order from the SEC for a manager of managers structure that allows the Advisor to appoint, remove or change Dimensional Wholly-Owned Sub-advisors (defined below), and enter into, amend and terminate sub-advisory agreements with Dimensional Wholly-Owned Sub-advisors, without prior shareholder approval, but subject to Board approval. A "Dimensional Wholly-Owned Sub-advisor" includes (1) sub-advisors that are wholly-owned by the Advisor (i.e., an indirect or direct "wholly-owned subsidiary" (as such term is defined in the Investment Company Act of 1940 (the "1940 Act")) of the Advisor, or (2) a sister company of the Advisor that is an indirect or direct "wholly-owned subsidiary" (as such term is defined in the 1940 Act) of the same company that, indirectly or directly, wholly owns the Advisor ("Dimensional Wholly-Owned Sub-advisors"). The Board only will approve a change with respect to sub-advisors if the Directors conclude that such arrangements would be in the best interests of the shareholders of the VA International Value Portfolio, VA International Small Portfolio, VA Short-Term Fixed Portfolio, VA Global Bond Portfolio, VIT Inflation-Protected Securities Portfolio, VA Global Moderate Allocation Portfolio, and VA Equity Allocation Portfolio (the "MOM-Eligible Portfolios"). As described above, DFA Australia and/or DFAL, each a Dimensional Wholly-Owned Sub-advisor, currently serve as sub-advisors to each MOM-Eligible Portfolio or certain of its Underlying Funds. If a new Dimensional Wholly-Owned Sub-advisor is hired for a MOM-Eligible Portfolio, shareholders will receive information about the new sub-advisor within 90 days of the change. The exemptive order allows greater flexibility for the Advisor to utilize, if desirable, personnel throughout the worldwide organization enabling a MOM-Eligible Portfolio to operate more efficiently. The Advisor will not hire unaffiliated sub-advisors without prior shareholder approval and did not request the ability to do so in its application to the SEC for an exemptive order to allow the manager of managers structure.

The use of the manager of managers structure with respect to a MOM-Eligible Portfolio is subject to certain conditions set forth in the SEC exemptive order. Under the manager of managers structure, the Advisor has the ultimate responsibility, subject to oversight by the Board, to oversee the Dimensional Wholly-Owned Sub-advisors and recommend their hiring, termination and replacement. The Advisor will provide general management services to a MOM-Eligible Portfolio, including overall supervisory responsibility for the general management and investment of the Portfolio's assets. Subject to review and approval of the Board, the Advisor will (a) set a MOM-Eligible Portfolio's overall investment strategies, (b) evaluate, select, and recommend Dimensional Wholly-Owned Sub-advisors to manage all or a portion of a MOM-Eligible Portfolio's assets, and (c) implement procedures reasonably designed to ensure that Dimensional Wholly-Owned Sub-advisors comply with a MOM-Eligible Portfolio's investment objective, policies and restrictions. Subject to review by the Board, the Advisor will (a) when appropriate, allocate and reallocate a MOM-Eligible Portfolio's assets among multiple Dimensional Wholly-Owned Sub-advisors; and (b) monitor and evaluate the performance of Dimensional Wholly-Owned Sub-advisors.

SHAREHOLDER SERVICES

On behalf of each Portfolio, the Fund may enter into shareholder servicing agreements with insurance companies and other entities to provide shareholder servicing, recordkeeping, account maintenance and other services to shareholders of the Portfolio. For the array of services provided to shareholders of each Portfolio, the Fund may pay such insurance companies and entities a fee for such services. These expenses will be included in "Other Expenses" in the "Annual Fund Operating Expenses" table.

FEE WAIVER AND EXPENSE ASSUMPTION AGREEMENTS

Pursuant to an Amended and Restated Fee Waiver and/or Expense Assumption Agreement for the VIT Inflation-Protected Securities Portfolio, VA Global Moderate Allocation Portfolio and VA Equity Allocation Portfolio (the "Fee Waiver Agreement"), the Advisor has agreed to waive certain fees and in certain instances assume certain expenses of the Portfolios, as described below. The Fee Waiver Agreement will remain in effect through February 28, 2024, and may only be terminated by the Fund's Board of Directors prior to that date. The Fee Waiver Agreement shall continue in effect from year to year thereafter unless terminated by the Fund or the Advisor. With respect to the Fee Waiver Agreement, prior year waived fees and/or assumed expenses can be

recaptured only if the expense ratio following such recapture would be less than the expense cap that was in place when such prior year fees were waived and/or expenses assumed, and less than the current expense cap in place for a Portfolio. With respect to the VA Equity Allocation Portfolio, the Advisor shall also not be reimbursed for any management fees previously waived to offset the Portfolio's proportionate share of the management fees paid by the Portfolio through its investment in other funds managed by the Advisor.

VIT Inflation-Protected Securities Portfolio

The Advisor has contractually agreed to waive all or a portion of its management fee and to assume the ordinary operating expenses of a class of the Portfolio (excluding the expenses that the Portfolio incurs indirectly through its investment in other investment companies) ("Portfolio Expenses") to the extent necessary to limit the Portfolio Expenses of a class of the Inflation-Protected Portfolio to 0.15% of the average net assets of a class of the Portfolio on an annualized basis (the "Expense Limitation Amount"). At any time that the Portfolio Expenses of a class of the Inflation-Protected Portfolio are less than the Expense Limitation Amount, the Advisor retains the right to recover any fees previously waived and/or expenses previously assumed to the extent that such recovery will not cause the annualized Portfolio Expenses for such class of shares of the Portfolio to exceed the Expense Limitation Amount. The Inflation-Protected Portfolio is not obligated to reimburse the Advisor for fees waived or expenses previously assumed by the Advisor more than thirty-six months before the date of such reimbursement.

VA Global Moderate Allocation Portfolio

The Advisor has agreed to waive all or a portion of its management fee and to assume the expenses of the Institutional Class shares of the Portfolio (including the expenses that the Portfolio bears as a shareholder of other funds managed by the Advisor but excluding the expenses that the Portfolio incurs indirectly through investment of its securities lending cash collateral in the Money Market Series and its investment in unaffiliated investment companies) ("Portfolio Expenses") to the extent necessary to limit the Portfolio Expenses of the Institutional Class shares of the VA Global Moderate Allocation Portfolio, on an annualized basis, to 0.28% of such class of the Portfolio's average daily net assets (the "Expense Limitation Amount"). At any time that the Portfolio Expenses of the Institutional Class shares of the VA Global Moderate Allocation Portfolio are less than the Expense Limitation Amount for the Institutional Class shares of the Portfolio, the Advisor retains the right to recover any fees previously waived and/or expenses previously assumed to the extent that such recovery will not cause the annualized Portfolio Expenses for such class of shares of the Portfolio to exceed the Expense Limitation Amount. The VA Global Moderate Allocation Portfolio is not obligated to reimburse the Advisor for fees previously waived or expenses previously assumed by the Advisor more than thirty-six months before the date of such reimbursement.

VA Equity Allocation Portfolio

The Advisor has contractually agreed to waive up to the full amount of the Portfolio's management fee of 0.27% to the extent necessary to offset the proportionate share of the management fees paid by the Portfolio through its investment in other funds managed by the Advisor, except for the fees paid through its investment of securities lending cash collateral in the Money Market Series (the "Underlying Funds"). In addition, under the Fee Waiver Agreement, the Advisor has also agreed to waive all or a portion of the management fee and to assume the ordinary operating expenses of a class of the VA Equity Allocation Portfolio (including the expenses that the Portfolio bears as a shareholder of other funds managed by the Advisor, excluding money market funds, but excluding the expenses that the Portfolio incurs indirectly through its investment in unaffiliated investment companies) ("Portfolio Expenses") to the extent necessary to limit the Portfolio Expenses of a class of the Portfolio to 0.37% of the average net assets of a class of the Portfolio on an annualized basis (the "Expense Limitation Amount"). At any time that the VA Equity Allocation Portfolio's annualized Portfolio Expenses are less than the Portfolio's Expense Limitation Amount, described above, the Advisor retains the right to recover any fees previously waived and/or expenses previously assumed to the extent that such recovery will not cause the annualized Portfolio Expenses of a class of the Portfolio to exceed the Expense Limitation Amount. The VA Equity Allocation Portfolio is not obligated to reimburse the Advisor for fees previously waived and/or expenses previously assumed by the Advisor more than thirty-six months before the date of such reimbursement.

Dividends, Capital Gains Distributions and Taxes

Dividends and Distributions. Each Portfolio intends to qualify each year as a regulated investment company under the Internal Revenue Code of 1986, as amended. As a regulated investment company, a Portfolio generally pays no federal income tax on the income and gains it distributes to shareholders. Dividends from net investment income of a Portfolio are distributed annually and any net realized capital gains (after any reductions for available capital loss carryforwards) are distributed annually, typically in December. A Portfolio may distribute such income dividends and capital gains more frequently, if necessary, in order to reduce or eliminate federal excise or income taxes on the Portfolio.

Capital gains distributions may vary considerably from year to year as a result of a Portfolio's normal investment activities and cash flows. During a time of economic volatility, a Portfolio may experience capital losses and unrealized depreciation in value of investments, the effect of which may be to reduce or eliminate capital gains distributions for a period of time. The Portfolio may be required to distribute taxable realized gains from a prior year, even if the Portfolio has a net realized loss for the year of distribution.

You will automatically receive all income dividends and capital gains distributions in additional shares of the Portfolio whose shares you hold at net asset value (as of the business date following the dividend record date), unless, upon written notice to the Advisor and completion of account information, you request to receive income dividends or capital gains distributions, or both, in cash.

Tax Considerations. Shares of a Portfolio must be purchased through insurance company separate accounts used to fund variable life and variable annuity insurance contracts. As a result, it is anticipated that any dividend or capital gains distributions from a Portfolio will be exempt from current taxation by contract holders if left to accumulate within a variable insurance contract. Withdrawals from such contracts may be subject to ordinary income tax plus a 10% penalty tax if made before age 59½.

The tax status of your investment in a Portfolio depends upon the features of your variable life or variable annuity insurance contract. For further information, please refer to the prospectus of the insurance company separate account.

Purchase and Redemption of Shares

Shares of the Portfolios are sold only to insurance company separate accounts or to other investment companies funded by insurance company separate accounts. Purchases and redemptions of shares of each Portfolio by a separate account will be effected at the net asset value per share. (See "**VALUATION OF SHARES.**") Contract owners do not deal directly with the Fund with respect to the acquisition or redemption of shares of the Portfolios. Please see the prospectus of the insurance company separate account for information regarding the purchase and redemption of shares of the Portfolios. When in the best interests of a Portfolio, the Portfolio may make a redemption payment, in whole or in part, by a distribution of portfolio securities in lieu of cash in accordance with the federal securities laws and regulations governing mutual funds and pursuant to policies and procedures adopted by the Fund to prevent shareholder discrimination and unfairness. The securities that the investor receives as redemption proceeds are subject to market risk until the investor liquidates those securities, and, if the proceeds include illiquid securities, the investor will bear the risk of not being able to sell the securities at all. Investors may also incur brokerage charges and other transaction costs selling securities that were received in payment of redemptions. The International Equity Portfolios and the VA Global Bond Portfolio reserve the right to redeem their shares in the currencies in which their investments are denominated. Investors may incur charges in converting such securities to dollars and the value of the securities may be affected by currency exchange fluctuations.

Each Portfolio typically expects to send (via check or wire) redemption payments within 1 business day after receipt of a redemption request. Under certain circumstances and when deemed in the best interest of a Portfolio, redemption proceeds may take up to seven calendar days to be sent after receipt of the redemption request. Redemption proceeds will typically be paid by Federal Reserve wire payment. Each Portfolio typically expects to satisfy redemption requests from available cash and cash equivalents or the sale of portfolio assets. In

certain circumstances, such as stressed market conditions, a Portfolio may use other methods to meet redemptions, including the use of a line of credit or participating in an interfund lending program in reliance on exemptive relief from the SEC. In addition, as described above, a Portfolio reserves the right to meet redemption requests through an in-kind redemption, typically in response to a particularly large redemption, at the request of a client or in stressed market conditions. Also, see "Purchase and Redemption of Shares" in the SAI for information regarding redemption requests that exceed \$250,000 or 1% of the value of a Portfolio's assets, whichever is less.

REDEMPTION OF SMALL ACCOUNTS

With respect to each Portfolio, the Fund reserves the right to redeem a shareholder's account if the value of the shares in the Portfolio is \$500 or less. Before the Fund involuntarily redeems shares from such an account and sends the proceeds to the shareholder, the Fund will give written notice of the redemption to the shareholder at least sixty days before the redemption date. The shareholder will then have sixty days from the date of the notice to make an additional investment in the Fund in order to bring the value of the shares in the account for the Portfolio to more than \$500 and avoid such involuntary redemption. The redemption price to be paid to a shareholder for shares redeemed by the Fund under this right will be the aggregate net asset value of the shares in the account at the close of business on the redemption date.

Policy Regarding Excessive Short-Term Trading

The Portfolios are designed for long-term investors and are not intended for investors that engage in excessive short-term trading activity that may be harmful to the Portfolios, including but not limited to market timing. Excessive short-term trading into and out of the Portfolios can disrupt portfolio management strategies, harm performance and increase Portfolio expenses for all shareholders, including long-term shareholders who do not generate these costs.

In addition, certain Portfolios may be more susceptible to the risks of short-term trading than other Portfolios. The nature of the International Equity Portfolios' holdings may present opportunities for a shareholder to engage in a short-term trading strategy that exploits possible delays between changes in the price of an International Equity Portfolio's holdings and the reflection of those changes in the Portfolio's net asset value (called "arbitrage market timing"). Such delays may occur because the International Equity Portfolios have significant investments in foreign securities where, due to time zone differences, the values of those securities are established some time before these Portfolios calculate their net asset values. In such circumstances, the available market prices for such foreign securities may not accurately reflect the latest indications of value at the time the International Equity Portfolios calculate their net asset value. The VA U.S. Targeted Value Portfolio also may be subject to arbitrage market timing because the Portfolio has significant holdings in small cap securities, which may have prices that do not accurately reflect the latest indications of value of these securities at the time the Portfolio calculates its net asset value due to, among other reasons, infrequent trading or illiquidity. There is a possibility that arbitrage market timing may dilute the value of a Portfolio's shares if redeeming shareholders receive proceeds (and purchasing shareholders receive shares) based upon a net asset value that does not reflect appropriate fair value prices.

The Board of Directors of the Fund (the "Board") has adopted a policy (the "Trading Policy") and the Advisor and DFA Securities LLC (collectively, "Dimensional") and Dimensional's agents have implemented the following procedures, which are designed to discourage and prevent market timing or excessive short-term trading in the Fund: (i) trade activity monitoring and purchase blocking procedures; and (ii) use of fair value pricing.

The Fund, Dimensional and their agents monitor trades and flows of money in and out of the Portfolios from time to time in an effort to detect excessive short-term trading activities, and for consistent enforcement of the Trading Policy. The Fund reserves the right to take the actions necessary to stop excessive or disruptive trading activities, including refusing or canceling purchase or exchange orders for any reason, without prior notice, particularly purchase or exchange orders that the Fund believes are made on behalf of market timers. The Fund, Dimensional and their agents reserve the right to restrict, refuse or cancel any purchase or exchange request made by an investor indefinitely if the Fund or Dimensional believe that any combination of trading activity in the

accounts is potentially disruptive to a Portfolio. In making such judgments, the Fund and Dimensional seek to act in a manner that is consistent with the interests of shareholders. For purposes of applying these procedures, Dimensional may consider an investor's trading history in the Portfolios, and accounts under common ownership, influence or control.

In addition to the Fund's general ability to restrict potentially disruptive trading activity as described above, the Fund also has adopted purchase blocking procedures. Under the Fund's purchase blocking procedures, where an investor has engaged in any two purchases and two redemptions (including redemptions that are part of an exchange transaction) in a Portfolio in any rolling 30 calendar day monitoring period (i.e., two "round trips"), the Fund and Dimensional intend to block the investor from making any additional purchases in that Portfolio for 90 calendar days (a "purchase block"). If implemented, a purchase block will begin at some point after the transaction that caused the investor to have engaged in the prohibited two round-trips is detected by the Fund, Dimensional, or their agents. The Fund and Dimensional are permitted to implement a longer purchase block, or permanently bar future purchases by an investor, if they determine that it is appropriate.

Under the Fund's purchase blocking procedures, the following purchases and redemptions will not trigger a purchase block: (i) purchases and redemptions of shares having a value in each transaction of less than \$25,000; (ii) purchases and redemptions by U.S. registered investment companies that operate as fund of funds and non-U.S. investment companies that operate as fund of funds that the Fund or Dimensional, in their sole discretion, have determined are not designed and/or are not serving as vehicles for excessive short-term or other disruptive trading (in each case, the fund of funds shall agree to be subject to monitoring by Dimensional); (iii) purchases and redemptions by a feeder portfolio of a master fund's shares; (iv) systematic or automated transactions where the shareholder, financial advisor or investment fiduciary does not exercise direct control over the investment decision; (v) retirement plan contributions, loans, loan repayments and distributions (including hardship withdrawals) identified as such in the retirement plan recordkeeper's system; (vi) purchase transactions involving transfers of assets, rollovers, Roth IRA conversions and IRA recharacterizations; (vii) purchases of shares with Portfolio dividends or capital gain distributions; (viii) transfers and reregistrations of shares within the same Portfolio; and (ix) transactions by 529 Plans. Notwithstanding the Fund's purchase blocking procedures, all transactions in Portfolio shares are subject to the right of the Fund and Dimensional to restrict potentially disruptive trading activity (including purchases and redemptions described above that will not be subject to the purchase blocking procedures).

The Fund, Dimensional or their designees have the ability, pursuant to Rule 22c-2 under the 1940 Act, to request information from financial intermediaries, such as 401(k) plan administrators, trust companies and broker dealers (together, "Intermediaries"), concerning trades placed in omnibus and other multi-investor accounts (together, "Omnibus Accounts"), in order to attempt to monitor trades that are placed by the underlying shareholders of these Omnibus Accounts. The Fund, Dimensional and their designees will use the information obtained from the Intermediaries to monitor trading in the Fund and to attempt to identify shareholders in Omnibus Accounts engaged in trading that is inconsistent with the Trading Policy or otherwise not in the best interests of the Fund. The Fund, Dimensional or their designees, when they detect trading patterns in shares of the Fund that may constitute short-term or excessive trading, will provide written instructions to the Intermediary to restrict or prohibit further purchases or exchanges of shares of the Portfolios by a shareholder that has been identified as having engaged in excessive or short-term transactions in the Portfolio's shares (directly or indirectly through the Intermediary's account) that violate the Trading Policy.

The ability of the Fund and Dimensional to impose these limitations, including the purchase blocking procedures, on investors investing through Intermediaries is dependent on the receipt of information necessary to identify transactions by the underlying investors and the Intermediary's cooperation in implementing the Trading Policy. Investors seeking to engage in excessive short-term trading practices may deploy a variety of strategies to avoid detection, and despite the efforts of the Fund and Dimensional to prevent excessive short-term trading, there is no assurance that the Fund, Dimensional or their agents will be able to identify those shareholders or curtail their trading practices. The ability of the Fund, Dimensional and their agents to detect and limit excessive short-term trading also may be restricted by operational systems and technological limitations.

Transactions in certain rebalancing programs and asset allocation programs, or fund-of-funds products, may be exempt from the Trading Policy subject to approval by the CCO. In addition, the purchase blocking procedures will not apply to a redemption transaction in which a Portfolio distributes portfolio securities to a shareholder

in-kind, where the redemption will not disrupt the efficient portfolio management of the Portfolio and the redemption is consistent with the interests of the remaining shareholders of the Portfolio.

The purchase blocking procedures of the Trading Policy do not apply to shareholders whose shares are held on the books of certain Intermediaries that have not expressly adopted procedures to implement this Policy. The Fund and Dimensional may work with Intermediaries implement purchase blocking procedures or other procedures that the Fund and Dimensional determine are reasonably designed to achieve the objective of this Trading Policy. At the time the Intermediaries adopt these procedures, shareholders whose accounts are on the books of such Intermediaries will be subject to the Trading Policy's purchase blocking procedures or another frequent trading policy that achieves the objective of the purchase blocking procedures. Investors that invest in the Portfolios through an Intermediary should contact the Intermediary for information concerning the policies and procedures that apply to the investor.

As of the date of this Prospectus, the ability of the Fund and Dimensional to apply the purchase blocking procedures on purchases by all investors and the ability of the Fund and Dimensional to monitor trades through Omnibus Accounts maintained by Intermediaries may be restricted due to systems limitations of both the Fund's service providers and the Intermediaries. The Fund expects that the application of the Trading Policy as described above, including the purchase blocking procedures (subject to the limitations described above), will be able to be implemented by Intermediaries in compliance with Rule 22c-2 under the 1940 Act.

In addition to monitoring trade activity, the Board has approved fair value pricing procedures that govern the pricing of the securities of the Portfolios. These procedures are designed to help ensure that the prices at which Portfolio shares are purchased and redeemed are fair, and do not result in dilution of shareholder interests or other harm to shareholders. See the discussion under **"VALUATION OF SHARES"** for additional details regarding fair value pricing of the Portfolio's securities.

Although the procedures are designed to discourage excessive short-term trading, none of the procedures individually nor all of the procedures taken together can completely eliminate the possibility that excessive short-term trading activity in a Portfolio may occur. The Portfolios do not knowingly accommodate excessive or disruptive trading activities, including market timing.

Valuation of Shares

The net asset value per share of each Portfolio and the net asset value per share of each Underlying Fund are generally calculated on days that the NYSE is open for trading. The net asset value per share of each Portfolio is calculated after the close of the NYSE (normally, 4:00 p.m. ET) by dividing the total value of the Portfolio's or Underlying Fund's investments and other assets, less any liabilities, by the total outstanding shares of the stock of the Portfolio or Underlying Fund. *Note:* The time at which transactions and shares are priced may be changed in case of an emergency or if the NYSE closes at a time other than 4:00 p.m. ET.

The value of the shares of each Portfolio will fluctuate in relation to its own investment experience and to the investment experience of the Underlying Funds. Securities held by the Portfolios will be valued in accordance with applicable laws and procedures approved by the Board of Directors, and generally, as described below.

Securities held by the Portfolios and the Underlying Funds (including over-the-counter securities) are valued at the last quoted sale price of the day. Securities held by the Portfolios that are listed on Nasdaq are valued at the Nasdaq Official Closing Price ("NOCP"). If there is no last reported sale price or NOCP of the day, the Portfolios and the Underlying Funds value the securities at the mean between the most recent quoted bid and asked prices. Price information on listed securities is taken from the exchange where the security is primarily traded. Generally, options will be valued using the same pricing methods discussed above. Generally, securities issued by open-end investment companies such as Underlying Funds, are valued using their respective net asset values or public offering prices, as appropriate, for purchase orders placed at the close of the NYSE.

Net asset value includes interest on fixed income securities which is accrued daily. Debt securities will be valued on the basis of prices provided by one or more pricing services or other reasonably reliable sources including

broker/dealers that typically handle the purchase and sale of such securities. Securities which are traded over-the-counter and on a stock exchange generally will be valued according to the broadest and most representative market, and it is expected that for bonds and other fixed income securities, this ordinarily will be the over-the-counter market.

The value of the securities and other assets of the Portfolios and the Underlying Funds for which no market quotations are readily available (including restricted securities), or for which market quotations have become unreliable, are determined in good faith at fair value in accordance with Rule 2a-5 under the 1940 Act pursuant to procedures approved by the Board of Directors. Fair value pricing may also be used if events that have a significant effect on the value of an investment (as determined in the discretion of the Advisor) occur before the net asset value is calculated. When fair value pricing is used, the prices of securities used by the Portfolios may differ from the quoted or published prices for the same securities on their primary markets or exchanges.

To the extent that a Portfolio holds large numbers of securities, it is likely that it will have a larger number of securities that may be deemed illiquid and therefore must be valued pursuant to fair value pricing procedures approved by the Board of Directors, than would a fund that holds a smaller number of securities. The VA U.S. Targeted Value Portfolio is more likely to hold illiquid securities than would a fund that invests in larger capitalization companies.

As of the date of this Prospectus, the Portfolios and the Underlying Funds holding foreign equity securities (the "Foreign Equity Funds") will also fair value price in the circumstances described below. Generally, trading in foreign securities markets is completed each day at various times prior to the close of the NYSE. For example, trading in the Japanese securities markets is completed each day at the close of the Tokyo Stock Exchange (normally, 2:00 a.m. ET), which is fourteen hours prior to the close of the NYSE (normally, 4:00 p.m. ET) and the time that the net asset values of the Foreign Equity Funds are computed. Due to the time differences between the closings of the relevant foreign securities exchanges and the time the Foreign Equity Funds price their shares at the close of the NYSE, the Foreign Equity Funds will fair value their foreign investments when it is determined that the market quotations for the foreign investments are either unreliable or not readily available. The fair value prices will attempt to reflect the impact of the U.S. financial markets' perceptions and trading activities on the Foreign Equity Funds' foreign investments since the last closing prices of the foreign investments were calculated on their primary foreign securities markets or exchanges. For these purposes, the Advisor has determined that movements in relevant indices or other appropriate market indicators, after the close of the Tokyo Stock Exchange or the London Stock Exchange, demonstrate that market quotations may be unreliable, and may trigger fair value pricing. Consequently, fair valuation of portfolio securities may occur on a daily basis. The fair value pricing by the Portfolios and the Underlying Funds utilizes data furnished by an independent pricing service (and that data draws upon, among other information, the market values of foreign investments). When a Foreign Equity Fund uses fair value pricing, the values assigned to the Foreign Equity Fund's foreign investments may not be the quoted or published prices of the investments on their primary markets or exchanges. The Advisor monitors the operation of the method used to fair value price the Foreign Equity Funds' foreign investments.

Valuing securities at fair value involves greater reliance on judgment than valuing securities that have readily available market quotations. There can be no assurance that a Portfolio or an Underlying Fund could obtain the fair value assigned to a security if it were to sell the security at approximately the time at which the Portfolio determines its net asset value per share. As a result, the sale or redemption by a Portfolio of its shares at net asset value, at a time when a holding or holdings are valued at fair value, may have the effect of diluting or increasing the economic interest of existing shareholders.

The net asset values per share of the International Equity Portfolios and VA Global Bond Portfolio are expressed in U.S. dollars by translating the net assets of each Portfolio using the mean of the most recent bid and asked prices for the dollar as quoted by generally recognized reliable sources. Since the International Equity Portfolios own securities that are primarily traded in foreign markets which may trade on days when the Portfolios do not price their shares, the net asset values of the International Equity Portfolios may change on days when shareholders will not be able to purchase or redeem shares.

Futures contracts are valued using the settlement price established each day on the exchange on which they are traded. The value of such futures contracts held by a Portfolio or an Underlying Fund is determined each day as of such close. In the absence of prices that are readily available as defined in Rule 2a-5, the futures contract will

be valued in good faith at fair value in accordance with procedures approved by the Board of Directors of the Portfolios or the Underlying Funds.

Disclosure of Portfolio Holdings

Each Portfolio generally will disclose up to 25 of its largest portfolio holdings (other than cash and cash equivalents) and the percentages that each of these largest portfolio holdings represent of the total assets of the Portfolio, as of the most recent month-end, online at the Advisor's public Web site, <http://us.dimensional.com>, within 20 days after the end of each month. Each Portfolio also generally will disclose its complete portfolio holdings (other than cash and cash equivalents), as of month-end, online at the Advisor's public Web site, 30 days following the month-end or more frequently and at different periods when authorized in accordance with the Portfolios' policies and procedures. Please consult the SAI for a description of the other policies and procedures that govern disclosure of the portfolio holdings by the Portfolios.

Delivery of Shareholder Documents

To eliminate duplicate mailings and reduce expenses, the Portfolios may deliver a single copy of certain shareholder documents, such as this Prospectus and annual and semi-annual reports, to related shareholders at the same address, even if accounts are registered in different names. This practice is known as "householding." The Portfolios will not household personal information documents, such as account statements. If you do not want the mailings of these documents to be combined with other members of your household, please call the transfer agent at (888) 576-1167. We will begin sending individual copies of the shareholder documents to you within 30 days of receiving your request.

Financial Highlights

The Financial Highlights table is meant to help you understand each Portfolio's financial performance for the past five years or, if shorter, the period of that Portfolio's operations, as indicated by the table. The total returns in the table represent the rate that you would have earned (or lost) on an investment in the Portfolio, assuming reinvestment of all dividends and distributions. This information has been audited by PricewaterhouseCoopers LLP, whose report, along with the Portfolios' annual financial statements, are included in the annual report which is available upon request. The total return information shown in the Financial Highlights tables does not reflect the expenses that apply to a separate account or the related insurance policies. If these charges were included, the total return figures for all periods shown would be reduced.

DFA Investment Dimensions Group Inc.

Financial Highlights

(For a share outstanding throughout each period)

	VA U.S. Large Value Portfolio				
	Year Ended Oct. 31, 2022	Year Ended Oct. 31, 2021	Year Ended Oct. 31, 2020	Year Ended Oct. 31, 2019	Year Ended Oct. 31, 2018
Net Asset Value, Beginning of Year	\$ 32.69	\$ 22.57	\$ 26.49	\$ 26.00	\$ 26.88
Income From Investment Operations#					
Net Investment Income (Loss)	0.67	0.53	0.57	0.58	0.53
Net Gains (Losses) on Securities (Realized and Unrealized)	(1.59)	10.13	(3.63)	1.08	0.15
Total From Investment Operations	(0.92)	10.66	(3.06)	1.66	0.68
Less Distributions					
Net Investment Income	(0.55)	(0.54)	(0.57)	(0.59)	(0.49)
Net Realized Gains	—	—	(0.29)	(0.58)	(1.07)
Total Distributions	(0.55)	(0.54)	(0.86)	(1.17)	(1.56)
Net Asset Value, End of Year	\$ 31.22	\$ 32.69	\$ 22.57	\$ 26.49	\$ 26.00
Total Return	(2.85)%	47.86%	(12.12)%	7.08%	2.47%
Net Assets, End of Year (thousands)	\$643,293	\$648,392	\$456,107	\$553,107	\$471,268
Ratio of Expenses to Average Net Assets	0.21%	0.24%	0.27%	0.27%	0.27%
Ratio of Net Investment Income to					
Average Net Assets	2.11%	1.78%	2.39%	2.30%	1.97%
Portfolio Turnover Rate	13%	15%	12%	8%	9%

Computed using average shares outstanding.

DFA Investment Dimensions Group Inc.

Financial Highlights

(For a share outstanding throughout each period)

	VA U.S. Targeted Value Portfolio				
	Year Ended Oct. 31, 2022	Year Ended Oct. 31, 2021	Year Ended Oct. 31, 2020	Year Ended Oct. 31, 2019	Year Ended Oct. 31, 2018
Net Asset Value, Beginning of Year	\$ 25.08	\$ 14.54	\$ 17.42	\$ 18.75	\$ 20.42
Income From Investment Operations#					
Net Investment Income (Loss)	0.32	0.34	0.24	0.24	0.23
Net Gains (Losses) on Securities (Realized and Unrealized)	(0.64)	10.48	(2.41)	(0.24)	(0.42)
Total From Investment Operations	(0.32)	10.82	(2.17)	—	(0.19)
Less Distributions					
Net Investment Income	(0.34)	(0.28)	(0.26)	(0.19)	(0.21)
Net Realized Gains	(1.72)	—	(0.45)	(1.14)	(1.27)
Total Distributions	(2.06)	(0.28)	(0.71)	(1.33)	(1.48)
Net Asset Value, End of Year	\$ 22.70	\$ 25.08	\$ 14.54	\$ 17.42	\$ 18.75
Total Return	(1.25)%	75.17%	(13.18)%	0.85%	(1.05)%
Net Assets, End of Year (thousands)	\$519,381	\$527,102	\$317,817	\$340,608	\$331,049
Ratio of Expenses to Average Net Assets	0.30%	0.34%	0.38%	0.38%	0.37%
Ratio of Net Investment Income to					
Average Net Assets	1.42%	1.55%	1.61%	1.42%	1.14%
Portfolio Turnover Rate	19%	23%	23%	19%	24%

Computed using average shares outstanding.

DFA Investment Dimensions Group Inc.

Financial Highlights

(For a share outstanding throughout each period)

	VA International Value Portfolio				
	Year Ended Oct. 31, 2022	Year Ended Oct. 31, 2021	Year Ended Oct. 31, 2020	Year Ended Oct. 31, 2019	Year Ended Oct. 31, 2018
Net Asset Value, Beginning of Year	\$ 14.07	\$ 9.57	\$ 12.15	\$ 12.13	\$ 13.57
Income From Investment Operations#					
Net Investment Income (Loss)	0.55	0.43	0.26	0.43	0.41
Net Gains (Losses) on Securities (Realized and Unrealized)	(2.45)	4.33	(2.41)	(0.03)	(1.48)
Total From Investment Operations	(1.90)	4.76	(2.15)	0.40	(1.07)
Less Distributions					
Net Investment Income	(0.55)	(0.26)	(0.43)	(0.34)	(0.37)
Net Realized Gains	—	—	—	(0.04)	—
Total Distributions	(0.55)	(0.26)	(0.43)	(0.38)	(0.37)
Net Asset Value, End of Year	\$ 11.62	\$ 14.07	\$ 9.57	\$ 12.15	\$ 12.13
Total Return	(13.92)%	50.31%	(18.49)%	3.61%	(8.12)%
Net Assets, End of Year (thousands)	\$358,395	\$407,723	\$281,549	\$327,525	\$279,149
Ratio of Expenses to Average Net Assets	0.30%	0.38%	0.43%	0.44%	0.43%
Ratio of Expenses to Average Net Assets (Excluding Fees Paid Indirectly)	0.30%	0.38%	0.44%	0.45%	0.43%
Ratio of Net Investment Income to Average Net Assets	4.27%	3.33%	2.52%	3.68%	3.06%
Portfolio Turnover Rate	14%	19%	16%	16%	20%

Computed using average shares outstanding.

DFA Investment Dimensions Group Inc.

Financial Highlights

(For a share outstanding throughout each period)

	VA International Small Portfolio				
	Year Ended Oct. 31, 2022	Year Ended Oct. 31, 2021	Year Ended Oct. 31, 2020	Year Ended Oct. 31, 2019	Year Ended Oct. 31, 2018
Net Asset Value, Beginning of Year	\$ 15.29	\$ 11.22	\$ 12.09	\$ 12.23	\$ 14.30
Income From Investment Operations#					
Net Investment Income (Loss)	0.32	0.26	0.22	0.28	0.29
Net Gains (Losses) on Securities (Realized and Unrealized)	(4.09)	4.28	(0.61)	0.37	(1.65)
Total From Investment Operations	(3.77)	4.54	(0.39)	0.65	(1.36)
Less Distributions					
Net Investment Income	(0.38)	(0.25)	(0.33)	(0.22)	(0.34)
Net Realized Gains	(1.04)	(0.22)	(0.15)	(0.57)	(0.37)
Total Distributions	(1.42)	(0.47)	(0.48)	(0.79)	(0.71)
Net Asset Value, End of Year	\$ 10.10	\$ 15.29	\$ 11.22	\$ 12.09	\$ 12.23
Total Return	(26.82)%	41.32%	(3.66)%	6.30%	(9.97)%
Net Assets, End of Year (thousands)	\$236,633	\$311,019	\$229,844	\$244,418	\$218,924
Ratio of Expenses to Average Net Assets	0.42%	0.50%	0.56%	0.56%	0.55%
Ratio of Expenses to Average Net Assets (Excluding Fees Paid Indirectly)	0.42%	0.50%	0.56%	0.57%	0.55%
Ratio of Net Investment Income to Average Net Assets	2.69%	1.84%	1.96%	2.40%	2.10%
Portfolio Turnover Rate	18%	23%	19%	17%	19%

Computed using average shares outstanding.

DFA Investment Dimensions Group Inc.

Financial Highlights

(For a share outstanding throughout each period)

	VA Short-Term Fixed Portfolio				
	Year Ended Oct. 31, 2022	Year Ended Oct. 31, 2021	Year Ended Oct. 31, 2020	Year Ended Oct. 31, 2019	Year Ended Oct. 31, 2018
Net Asset Value, Beginning of Year	\$ 10.20	\$ 10.26	\$ 10.41	\$ 10.28	\$ 10.27
Income From Investment Operations#					
Net Investment Income (Loss)	0.10	(—)	0.09	0.23	0.17
Net Gains (Losses) on Securities (Realized and Unrealized)	(0.31)	—	—	0.06	(0.06)
Total From Investment Operations	(0.21)	—	0.09	0.29	0.11
Less Distributions					
Net Investment Income	(—)	(0.06)	(0.24)	(0.16)	(0.10)
Net Realized Gains	—	—	—	—	—
Total Distributions	—	(0.06)	(0.24)	(0.16)	(0.10)
Net Asset Value, End of Year	\$ 9.99	\$ 10.20	\$ 10.26	\$ 10.41	\$ 10.28
Total Return	(2.05)%	0.01%	0.84%	2.86%	1.13%
Net Assets, End of Year (thousands)	\$328,593	\$282,429	\$359,871	\$319,471	\$292,914
Ratio of Expenses to Average Net Assets	0.13%	0.18%	0.21%	0.23%	0.27%
Ratio of Net Investment Income to					
Average Net Assets	0.96%	(0.01)%	0.91%	2.23%	1.68%
Portfolio Turnover Rate	74%	109%	97%	37%	70%

Computed using average shares outstanding.

DFA Investment Dimensions Group Inc.

Financial Highlights

(For a share outstanding throughout each period)

	VA Global Bond Portfolio				
	Year Ended Oct. 31, 2022	Year Ended Oct. 31, 2021	Year Ended Oct. 31, 2020	Year Ended Oct. 31, 2019	Year Ended Oct. 31, 2018
Net Asset Value, Beginning of Year	\$ 10.52	\$ 10.62	\$ 10.73	\$ 10.71	\$ 10.86
Income From Investment Operations#					
Net Investment Income (Loss)	0.13	0.04	0.04	0.07	0.11
Net Gains (Losses) on Securities (Realized and Unrealized)	(0.85)	(0.14)	0.12	0.44	(0.06)
Total From Investment Operations	(0.72)	(0.10)	0.16	0.51	0.05
Less Distributions					
Net Investment Income	(0.08)	(—)	(0.27)	(0.49)	(0.19)
Net Realized Gains	(—)	—	—	—	(0.01)
Total Distributions	(0.08)	—	(0.27)	(0.49)	(0.20)
Net Asset Value, End of Year	\$ 9.72	\$ 10.52	\$ 10.62	\$ 10.73	\$ 10.71
Total Return	(6.90)%	(0.92)%	1.54%	5.00%	0.42%
Net Assets, End of Year (thousands)	\$338,083	\$391,750	\$416,369	\$405,709	\$360,991
Ratio of Expenses to Average Net Assets	0.23%	0.24%	0.23%	0.24%	0.24%
Ratio of Expenses to Average Net Assets (Excluding Fees Paid Indirectly)	0.23%	0.24%	0.24%	0.24%	0.24%
Ratio of Net Investment Income to Average Net Assets	1.25%	0.39%	0.40%	0.70%	1.07%
Portfolio Turnover Rate	118%	133%	49%	45%	67%

Computed using average shares outstanding.

DFA Investment Dimensions Group Inc.

Financial Highlights

(For a share outstanding throughout each period)

	VIT Inflation-Protected Securities Portfolio				
	Year Ended Oct. 31, 2022	Year Ended Oct. 31, 2021	Year Ended Oct. 31, 2020	Year Ended Oct. 31, 2019	Year Ended Oct. 31, 2018
Net Asset Value, Beginning of Year	\$ 11.81	\$ 11.23	\$ 10.40	\$ 9.73	\$ 10.14
Income From Investment Operations#					
Net Investment Income (Loss)	0.80	0.48	0.15	0.19	0.28
Net Gains (Losses) on Securities (Realized and Unrealized)	(2.16)	0.28	0.85	0.69	(0.44)
Total From Investment Operations	(1.36)	0.76	1.00	0.88	(0.16)
Less Distributions					
Net Investment Income	(0.54)	(0.12)	(0.17)	(0.21)	(0.25)
Net Realized Gains	(0.10)	(0.06)	—	—	—
Total Distributions	(0.64)	(0.18)	(0.17)	(0.21)	(0.25)
Net Asset Value, End of Year	\$ 9.81	\$ 11.81	\$ 11.23	\$ 10.40	\$ 9.73
Total Return	(12.22)%	6.89%	9.72%	9.18%	(1.60)%
Net Assets, End of Year (thousands)	\$209,274	\$220,920	\$210,287	\$150,732	\$127,746
Ratio of Expenses to Average Net Assets	0.11%	0.12%	0.14%	0.15%	0.12%
Ratio of Net Investment Income to					
Average Net Assets	7.49%	4.16%	1.34%	1.88%	2.84%
Portfolio Turnover Rate	46%	17%	48%	43%	31%

Computed using average shares outstanding.

DFA Investment Dimensions Group Inc.

Financial Highlights

(For a share outstanding throughout each period)

	VA Global Moderate Allocation Portfolio				
	Year Ended Oct. 31, 2022	Year Ended Oct. 31, 2021	Year Ended Oct. 31, 2020	Year Ended Oct. 31, 2019	Year Ended Oct. 31, 2018
Net Asset Value, Beginning of Year	\$ 16.30	\$ 13.19	\$ 13.15	\$ 12.49	\$ 12.78
Income From Investment Operations#					
Net Investment Income (Loss)	0.24	0.16	0.25	0.30	0.20
Net Gains (Losses) on Securities (Realized and Unrealized)	(2.06)	3.27	0.19	0.67	(0.17)
Total From Investment Operations	(1.82)	3.43	0.44	0.97	0.03
Less Distributions					
Net Investment Income	(0.23)	(0.15)	(0.30)	(0.27)	(0.22)
Net Realized Gains	(0.52)	(0.17)	(0.10)	(0.04)	(0.10)
Total Distributions	(0.75)	(0.32)	(0.40)	(0.31)	(0.32)
Net Asset Value, End of Year	\$ 13.73	\$ 16.30	\$ 13.19	\$ 13.15	\$ 12.49
Total Return	(11.67)%	26.33%	3.35%	8.07%	0.15%
Net Assets, End of Year (thousands)	\$162,053	\$182,112	\$146,978	\$138,838	\$118,858
Ratio of Expenses to Average Net Assets*	0.28%+	0.29%+	0.30%+	0.33%+	0.40%+
Ratio of Expenses to Average Net Assets (Excluding Fees Waived, Expenses Reimbursed by Advisor)*	0.45%+	0.46%+	0.50%+	0.53%+	0.50%+
Ratio of Net Investment Income to Average Net Assets	1.61%	1.03%	1.94%	2.40%	1.57%
Portfolio Turnover Rate	N/A	N/A	N/A	N/A	—
* The Ratio of Expenses to Average Net Assets is inclusive of acquired fund fees and expenses incurred by the Portfolio indirectly as a result of Portfolio's investment in Underlying Funds as follows:	0.20%	0.21%	0.23%	0.24%	0.24%

Computed using average shares outstanding.

+ Represents the combined ratios for the respective Portfolio and its respective pro-rata share of its Underlying Funds.

DFA Investment Dimensions Group Inc.

Financial Highlights

(For a share outstanding throughout each period)

	VA Equity Allocation Portfolio				
	Year Ended Oct. 31, 2022	Year Ended Oct. 31, 2021	Year Ended Oct. 31, 2020	Year Ended Oct. 31, 2019	Year Ended Oct. 31, 2018
Net Asset Value, Beginning of Year	\$ 15.68	\$ 10.98	\$ 11.28	\$ 10.55	\$ 10.72
Income from Investment Operations#					
Net Investment Income (Loss)	0.27	0.22	0.19	0.19	0.18
Net Gains (Losses) on Securities (Realized and Unrealized)	(2.35)	4.71	(0.20)	0.79	(0.20)
Total from Investment Operations	(2.08)	4.93	(0.01)	0.98	(0.02)
Less Distributions					
Net Investment Income	(0.32)	(0.20)	(0.21)	(0.19)	(0.15)
Net Realized Gains	(0.76)	(0.03)	(0.08)	(0.06)	—
Total Distributions	(1.08)	(0.23)	(0.29)	(0.25)	(0.15)
Net Asset Value, End of Year	\$ 12.52	\$ 15.68	\$ 10.98	\$ 11.28	\$ 10.55
Total Return	(14.25)%	45.39%	(0.25)%	9.60%	(0.19)%
Net Assets, End of Year (thousands)	\$98,184	\$101,923	\$81,083	\$69,829	\$43,331
Ratio of Expenses to Average Net Assets+*	0.31%	0.32%	0.39%	0.40%	0.40%
Ratio of Expenses to Average Net Assets (Excluding Fees Waived, Expenses Reimbursed by Advisor)+*	0.49%	0.52%	0.59%	0.63%	0.66%
Ratio of Net Investment Income to Average Net Assets	1.96%	1.56%	1.80%	1.80%	1.65%
*The Ratio of Expenses to Average Net Assets is inclusive of acquired fund fees and expenses incurred by the Portfolio indirectly as a result of Portfolio's investment in Underlying Funds as follows:	0.21%	0.23%	0.25%	0.26%	0.25%

Computed using average shares outstanding.

+ Represents the combined ratios for the respective Portfolio and its respective pro-rata share of its Underlying Funds.

[THIS PAGE INTENTIONALLY LEFT BLANK]

Other Available Information

You can find more information about the Fund and its Portfolios in the Fund's SAI and Annual and Semi-Annual Reports.

Statement of Additional Information

The SAI, incorporated herein by reference, supplements, and is technically part of, this Prospectus. It includes an expanded discussion of investment practices, risks, and fund operations.

Annual and Semi-Annual Reports to Shareholders

These reports focus on Portfolio holdings and performance.

The Annual Report also discusses the market conditions and investment strategies that significantly affected the Portfolios in their last fiscal year.

How to get these and other materials:

- Your investment advisor—you are a client of an investment advisor who has invested in the Portfolios on your behalf.
- The Fund—you represent an institutional investor, registered investment advisor or other qualifying investor. Call collect at (512) 306-7400.
- Access them on our Web site at <http://us.dimensional.com>.
- Access them on the EDGAR Database on the SEC's Internet site at <http://www.sec.gov>.
- Obtain them, after paying a duplicating fee, by electronic request at the following e-mail address: publicinfo@sec.gov.

DFA Investment Dimensions Group Inc. (all other Portfolios)—Registration No. 811-3258

Dimensional Fund Advisors LP

6300 Bee Cave Road, Building One
Austin, TX 78746
(512) 306-7400

